

Professional Series

Key Features:

- ▶ Specially designed 10" woofer with demodulating aluminum ring for high power handling, low distortion and minimum power compression
- ▶ JBL 2414H NdFeB magnet HF compression driver for clear and accurate midrange vocal rendering
- ▶ 70° × 100° (H × V) coverage pattern for even and smooth response on and off axis
- ▶ Trapezoid enclosure made from 15 mm premium quality board
- ▶ Stylish front grille design for neutral blend with different room décors
- ▶ Rotatable JBL lighting logo to fit different installation orientations
- ▶ Multiple suspension points for flying installation
- ▶ OmniMount socket for pole mounting

Applications:

- ▶ Sound reinforcement for karaoke lounges and nightclubs
- ▶ High-performance satellite speaker for use with subwoofers

KPS1 is a 10" two-way full range speaker system designed for sound reinforcement at karaoke lounges and nightclubs.

The two-way system uses a 10" (254 mm) woofer equipped with an optimum demodulating/cooling ring, and a 1" (25.4 mm) 2414H NdFeB magnet high frequency compression driver, therefore, is capable of reproducing powerful music and pristine vocal in high fidelity and volume. A high-order passive network eliminates band overlap and brings subtle vocal details into full play. Whenever the speaker is positioned in landscape or portrait mode, the 70° × 100° (H × V) horn ensures smooth and even coverage across the entire space.

KPS1 constructs its trapezoid enclosure from 15 mm premium quality board and improves its internal structure and transducer layout after rounds of simulations and tests. Multiple high-strength suspension points and an OmniMount socket are available for either flying installation or pole mounting of the system. To protect the system from human damage and drink splash, dent-free steel backed with acoustically transparent cloth is used for the grille. Convex edges slant through the front grille, enhancing aesthetic appeal of the piece and making it easier to blend with any room décors. A new identification of JBL speakers, the luminous JBL logo by PSL (Passive Sound Lighting) technology will be constantly on when audio signal is present, and is adjustable to fit different installation orientations.



Specifications:

System:

Frequency Range (-10 dB) ¹ :	50 Hz - 20 kHz
Frequency Response (±3 dB) ¹ :	85 Hz - 19 kHz
Coverage Pattern:	70° × 100° (H × V)
System Power Rating ³ :	300 W / 600 W / 1200 W (continuous/program / peak)
Maximum SPL (1 m) ² :	120 dB continuous average (126 dB peak)
System Sensitivity ¹ :	95 dB
Nominal Impedance:	8 Ohms

Transducer:

LF Driver:	1 × 10" (254 mm) woofer
HF Driver:	1 × 2414H (1" or 25.4 mm) Dome Polymer Diaphragm NdFeB magnet Compression Driver

Physical:

Enclosure:	Trapezoidal, 15 mm board
Suspension Attachment:	13 points, M10 threaded hardware; 35mm OmniMount pole mount socket
Finish:	Textured paint, black
Grille:	Powder coated, 1.2 mm perforated steel, with acoustically transparent black cloth backing
Input Connector:	1 × NL4 Neutrik Speakon [®]
Dimensions (H × W × D):	537 × 300 × 340 mm
Net Weight:	15.6 kg

¹ Full space (4π) conditions

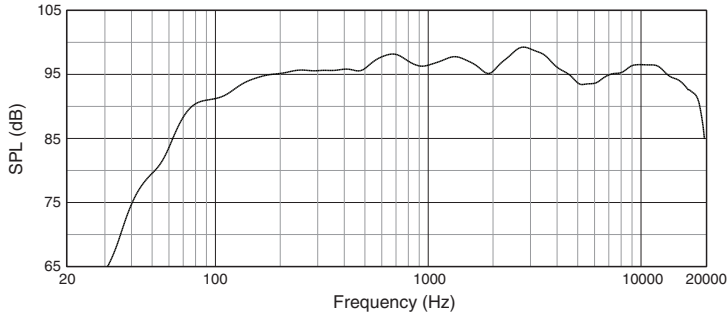
² Calculated maximum SPL based on rated power handling

³ IEC standard, pink noise with 6 dB crest factor for 2 hours

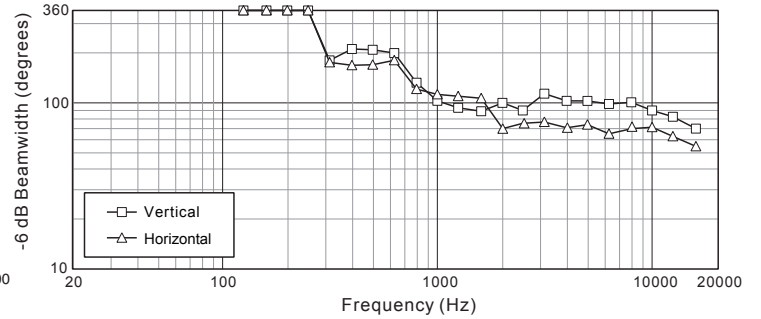
JBL continually engages in research related to product improvement. Some materials, production methods and design refinements are introduced into existing products without notice as a routine expression of that philosophy. For this reason, any current JBL product may differ in some respect from its published description, but will always equal or exceed the original design specifications unless otherwise stated.

► KPS1 10-Inch 2-Way Full-Range Loudspeaker System

Frequency Response:

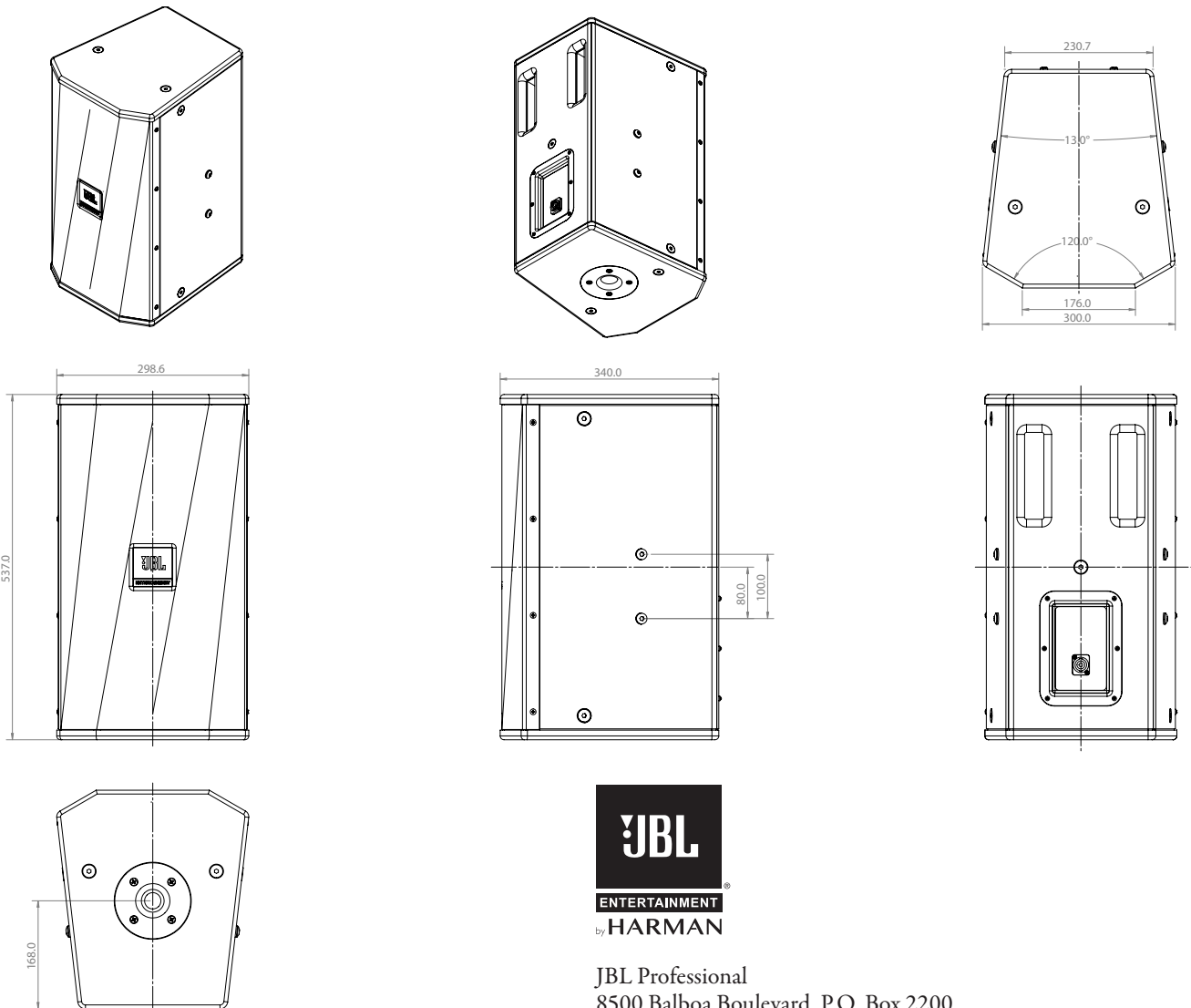


Beamwidth:



Dimensions:

Dimensions in mm



JBL Professional
8500 Balboa Boulevard, P.O. Box 2200
Northridge, California 91329 U.S.A.
© Copyright 2018 JBL Professional
www.jblpro.com

SSKPS1
SZ
09/04/18