



KARAOKE & BARS SOLUTIONS

Brings Music to Life



KARAOKE CLUBS, RESTAURANTS & RETROBARS...

throughout the world leverage HARMAN audio, video, lighting and control solutions to create the ideal immersive experience for their guests. These solutions can be integrated into virtually any part of your Karaoke Club to produce a unique atmosphere for each room in the space.

Operators of Karaoke Clubs rely on HARMAN's wide range of audio visual products for customized, scalable systems that meet all of their needs. The customized solutions enable the creation of themed rooms with audio and video elements that make the Karaoke experience a truly memorable one that will have customers returning again and again.

From premium quality speakers and microphones to Karaoke digital processors, HARMAN offers industry leading solutions for the Karaoke Club market.

HARMAN offers products designed specifically for Karaoke applications:

- JBL KP Series Speakers
- JBL Ki Series Speakers
- JBL KX Series Karaoke Digital Processor
- CROWN XLi Series Amplifiers
- AKG KM Series Karaoke Wireless Microphone

Large Karaoke Room Speakers

JBL KP series of loudspeakers are designed to work extremely well in large rooms and operate with a companion subwoofer. There are several different options in the KP 6000 series which can accommodate varying types of large rooms and budgets. The KP 6000 series comprises of 3 full range models - KP6015, KP6012, and KP6010. The full range models utilizes a 1.5" annular polymer D1 type compression driver and 15", 12" and 10" low frequency woofer respectively.

KP6000 series special edition offers two full-range models of KP6052 and KP6055 with higher power output capacity, making them ideal for entertainment venues where space and size are the key concerns for the audio system.

Depending on your needs and requirements, the JBL KP4000 and KP2000 series of full range speakers can work amazingly well in large rooms too.

The KP Series speakers are designed to be optimally driven by the Crown XLi series of power amplifiers.

Small Karaoke Room Speakers

JBL Ki series loudspeakers are designed to fit perfectly in small rooms and operate without a companion subwoofer. There are three different ranges in the JBL Ki series - Ki500, Ki300, K80 and the MK Series, which can accommodate numerous types of rooms and budgets.

As JBL's first real three-way loudspeaker for KTV boxes and small entertainment venues, Ki500 series is designed to incorporate frontier technology and

ground breaking innovation. JBL's commitment to innovation is further highlighted in this series with stunning industrial design and outstanding acoustic performance. The three different materials on the grille and asymmetrical design help to visually represent the three-way acoustic design. The clean lines and elegant design allow the Ki500 Series to fit in with any interior design. JBL's PSL (Passive Sound Lighting) technology is implemented to illuminate the logo where JBL's legendary sound becomes visible.

Most small karaoke club rooms would require 2 to 4 loudspeakers which are individually powered and processed. All three Ki series lines and MK Series are designed to be optimally driven by the Crown XLi series of power amplifiers.

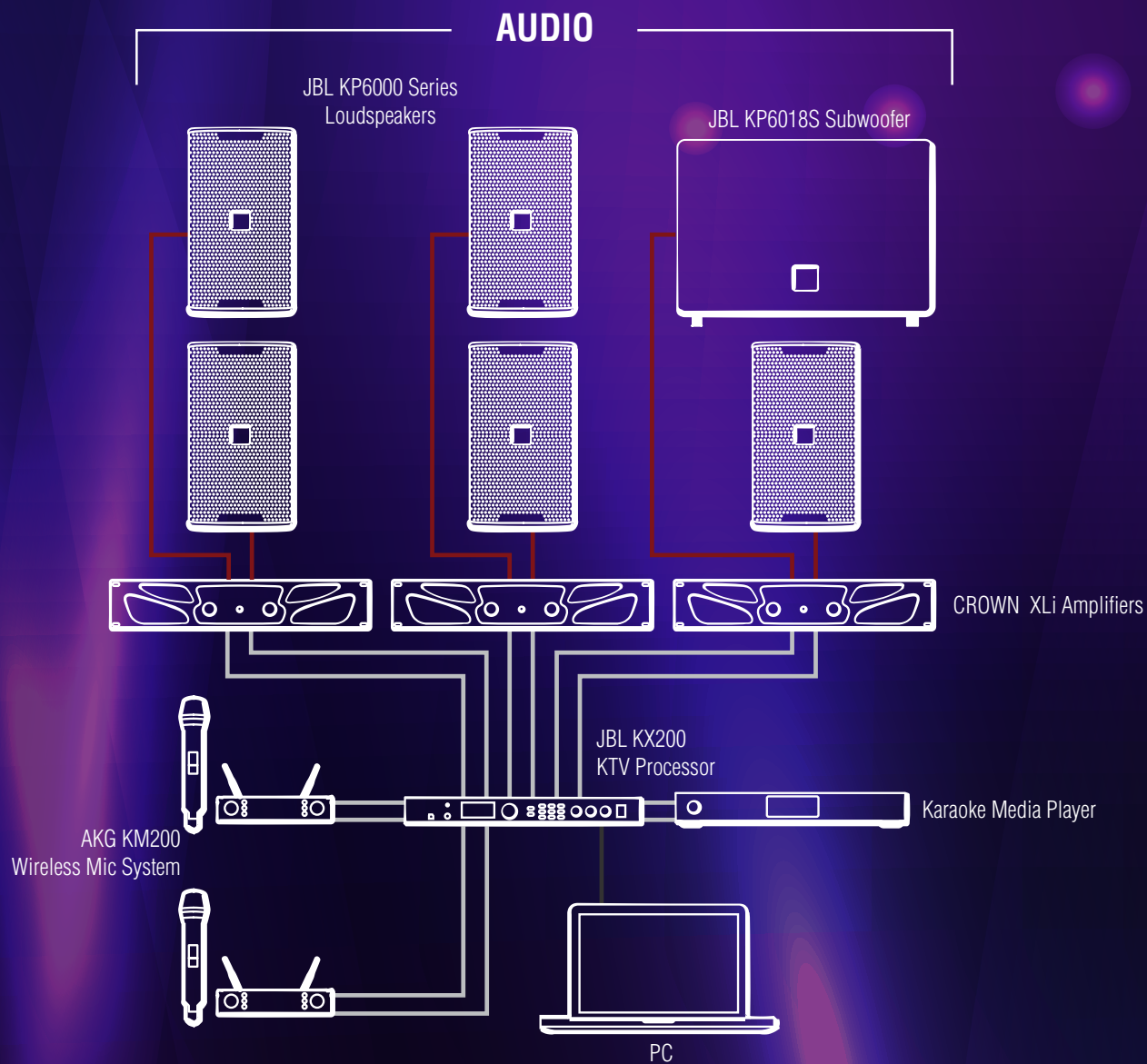
Karaoke Processors and Wireless Microphones

Karaoke singers require unique reverb and effects to help untrained singers sound as good as possible. The JBL KX180 and KX200 dedicated karaoke processor has all the required effects, and digital signal processing (DSP) to configure input microphones, program materials, and setup of any type of speakers.

The AKG KM200 karaoke microphone system can complement singers of any skill level. It has 200 operating channels and a dual power transmission of either 5mW or 10mW to help prevent interference from room to room.

LARGE KARAOKE ROOM WITH SUBWOOFER

Up to 40 People , With Subwoofer



KP6000 SERIES



The JBL KP6000 series speakers adopt JBL Professional technology and are specially designed for fixed installations in Karaoke applications. The series includes three full-range speakers in 10", 12" and 15" two-way respectively, and one 18 inch subwoofer. Equipped with JBL's patented high power woofers and high quality compression drivers, KP6000 not only performs well with live microphones, but also music playback.

SPECIFICATIONS

	KP6010	KP6012	KP6015
System Type	10 inch, 2-way, bass-reflex	12 inch, 2-way, bass-reflex	15 inch, 2-way, bass-reflex
Frequency Range(-10 dB)	72 Hz - 20 kHz	71 Hz - 20 kHz	70 Hz - 20 kHz
Frequency Response(±3 dB)	90 Hz - 20 kHz	90 Hz - 20 kHz	82 Hz - 20 kHz
Sensitivity(1w@1m)	95 dB SPL	97 dB SPL	99 dB SPL
Nominal Impedance	8 Ω	8 Ω	8 Ω
SPL Output	122 dB(Peak: 128 dB)	124 dB(Peak: 130 dB)	127 dB(Peak:133 dB)
Power Ratings (Continous / Program / Peak)	300 W / 600 W / 1200 W	350 W / 700 W / 1400 W	350 W / 700 W / 1400 W
Coverage	80° × 70°(H × V)	70° × 60°(H × V)	70° × 60° (H × V)
Dimensions(H × W × D)	524 mm × 300 mm × 340 mm	600 mm × 350 mm × 382 mm	680 mm × 430 mm × 430 mm
Net Weight	11.9 Kg	14.7 Kg	19.92 Kg
LF Driver	1 × JBL 261H	1 × JBL 262H-1	1 × JBL 265H-1
HF Driver	1 × JBL 2408H-1	1 × JBL 2408H-1	1 × JBL 2408H-1
Input Connectors	2× Neutrik® Speakon® NL4MP	2× Neutrik® Speakon® NL4MP	2× Neutrik® Speakon® NL4MP
Enclosure	15 mm plywood	15 mm plywood	18 mm plywood



JBL's patented differential drive woofer technology is a creative reconfiguration of the basic elements of the low frequency driver. Heat sinks are integrated into the driver's cast aluminium frame, and the neodymium magnets are placed inside the driver's dual voice coil assembly, completing the magnetic circuit without the heavy surrounding steel structure of conventional drivers. While dramatically reducing driver weight, all critical performance parameters are greatly enhanced: frequency response, power output and distortion. The resulting sound quality is extraordinarily transparent, even at very high SPL, while system weight and physical footprint can be reduced by as much as half when compared to conventional speaker systems.



The JBL 2048H-1 is a new generation high-frequency compression driver. When matched with the advanced waveguide horn used in the KP6000 Series, highly efficient, electroacoustic conversion is achieved, which provides high SPL without compromising sound quality. The advanced waveguide horn ensures HF coverage is even across the spectrum and SPL is consistent. All this adds up to a great listening experience.



The precision engineered crossover is designed to provide optimum frequency load to each of the components in a KP6000 Series cabinet. This ensures vocal reproduction of the highest quality. Karaoke applications work at high SPL for long periods of time so speaker cabinets and their components must be reliable. JBL SonicGuard™ technology protects the HF components in your KP Series from excess power loading without interrupting the performance. This technology further enhances the overall performance of JBL KP Series speakers.



The enclosure is fitted with many threaded hanging points, each two M10 screws for karaoke bracket are included for mounting on left and right side, as well as a 35mm pole mount socket on top. Both of these options provide maximum flexibility when mounting these speaker cabinets.



The enclosure is fitted with many threaded hanging points, each two M10 screws for karaoke bracket are included for mounting on left and right side as well as a 35mm pole mount socket on top. Both of these options provide maximum flexibility when mounting these speaker cabinets.

KP6018S

System Type	18 inch, bass-reflex
Frequency Range (-10 dB)	38 Hz - 250 Hz
Frequency Response(±3 dB)	50 Hz - 250 Hz
Sensitivity(1w@1m)	95 dB SPL
Nominal Impedance	8 Ω
SPL Output	124 dB(Peak: 130 dB)
Power Ratings (Continuous / Program / Peak)	600 W / 1200 W / 2400 W
Dimensions(H × W × D)	540 mm × 600 mm × 700 mm
Net Weight	34.8 Kg
LF Driver	1 × 18" Woofer
Input Connectors	2× Neutrik® Speakon® NL4MP
Enclosure	18 mm plywood
Optional	SS3-BK Satellite Speaker Pole

KP6000 SERIES SPECIAL EDITION NEW



KP6052



KP6055

To address the special need for high power sound reinforcement system, JBL Entertainment developed the KP6000 Series Special Edition for large entertainment venues like KTV rooms, clubs. This Special Edition offers two full-range models, KP6052 (12") and KP6055 (15"), which complements the highly-acclaimed KP6000 Series.

The Special Edition adheres to the classic acoustic quality and outstanding performance of KP6000 Series. While ensuring transparency and ease for singing, the two models of KP6052 and KP6055 largely enhance their performance in power output, making them an ideal choice for large KTV rooms, clubs and entertainment places where space and size are top concerns when setting up the audio system.

SPECIFICATIONS

	KP6052	KP6055
System Type	12 inch, 2-way, bass-reflex	15 inch, 2-way, bass-reflex
Frequency Range(-10 dB)	55 Hz - 20 kHz	52 Hz - 20 kHz
Frequency Response(±3 dB)	80 Hz - 20 kHz	75 Hz - 20 kHz
Sensitivity(1W@1M)	96 dB	98 dB
Nominal Impedance	8 Ω	8 Ω
SPL Output	123 dB(Peak: 129 dB)	126 dB(Peak: 132 dB)
Power Ratings (Continuous / Program / Peak)	500W / 1000W / 2000W	600W / 1200W / 2400W
Coverage	70° × 60°(H × V)	70° × 60°(H × V)
Dimensions(H × W × D)	604 mm × 350 mm × 397 mm	684 mm × 430 mm × 445 mm
Net Weight	17.7 Kg(39.0 lbs)	23.7 Kg(52.2 lbs)
LF Driver	1 × JBL 2262H	1 × JBL 2265H
HF Driver	1 × JBL 2408H-1	1 × JBL 2408H-1
Input Connectors	2 × Neutrik® Speakon® NL4MP	2 × Neutrik® Speakon® NL4MP
Enclosure	Trapezoid, 15 mm, plywood	Trapezoid, 18 mm, plywood



JBL 2408H-1 high frequency compression driver is adopted by the Special Edition to realize efficient electroacoustic conversion and high SPL output without compromising sound quality.



Neodymium woofer employs JBL patented Differential Driver® technology for better performance in frequency response, power handling and distortion and superior acoustic quality even at high SPL output level.



Precision engineered crossover is utilized for optimum frequency range division and accurate voice reproduction. The SonicGuard™ technology effectively protects the tweeter from overload and remarkably promotes performance and reliability of the system.



35 mm socket at the enclosure bottom is designed for pole-mounting of the speaker or installation with subwoofer.



JBL ENTERTAINMENT logo is rotatable to match different installations.



Front grille uses 16-gauge steel and is backed with quality fabrics for effective protection of drivers and components. Uniquely-designed red rubber strips reflect high-power handling capacity of the speaker and blend in the enclosure design in a professional and elegant fashion.



Multiple M10 threaded suspension points are available on the top, bottom and sides of the enclosure for maximum installation flexibility.



Trapezoid enclosure is made from high-quality plywood and is finished in a durable black paint coating. Two Neutrik® N L4MP connectors locate at the back for loop-thru connection with other speakers units.

KP050 SERIES NEW



KP050 Series is a new line of professional-grade loudspeakers for high-street KTV venues. There are three models featuring the premium dynamic range, high sound pressure level and high power capacity available: KP051 (10") KP052 (12"), and KP055 (15").

The KP050 Series is paired with a custom-designed LF driver with the patent JBL 2408H-1 annular polymer diaphragm neodymium compression HF driver. With the incorporation of a high-slope passive networking, it creates a system with full and clear midrange vocal. Benefitting from such design, the KP050 series is capable of handling higher power, reproducing in the lowest distortion, and keeping efficient electro-acoustic conversion even under extreme use. Balanced coverage is guaranteed in room of any size or scale.

SPECIFICATIONS

	KP051	KP052	KP055
System Type	10 inch, 2-way, bass-reflex	12 inch, 2-way, bass-reflex	15 inch, 2-way, bass-reflex
Frequency Range(-10 dB)	48 Hz – 20kHz	45 Hz – 20 kHz	43 Hz – 20 kHz
Frequency Response(±3 dB)	80 Hz – 20 kHz	80 Hz – 20 kHz	75 Hz – 20 kHz
Sensitivity(1w@1m)	96dB	98 dB	99 dB
Nominal Impedance	8Ω	8Ω	8Ω
SPL Output	122 dB (128 dB peak)	125 dB (131 dB peak)	127 dB (133 dB)
Power Ratings (Continuous / Program / Peak)	400 W/800 W/1600 W	500 W/1000 W/ 2000 W	600 W/1200 W/2400 W
Coverage Pattern	80° x 70° (H x V)	70° x 60° (H x V)	70° x 60° (H x V)
Dimensions(H x W x D)	533 mm x 300 mm x 370 mm	600 mm x 360 mm x 410 mm	680 mm x 410 mm x 460 mm
Net Weight	16.3 Kg (36.7 lbs)	21.3 Kg (47.0 lbs)	26.1 Kg (57.6 lbs)
LF Driver	1 x 10" (254 mm) woofer	1 x 12" (304.8mm) woofer	1 x 15" (381 mm) woofer
HF Driver	1 x 1.5" (38.1 mm) JBL 2408H-1	1 x 1.5" (38.1 mm) JBL 2408H-1	1 x 1.5" (38.1 mm) JBL 2408H-1
Input Connectors	2 x Neutrik® Speakon® NL4MP	2 x Neutrik® Speakon® NL4MP	2 x Neutrik® Speakon® NL4MP
Enclosure Construction	Trapezoid, 15 mm, plywood	Trapezoid, 15 mm, plywood	Trapezoid, 15 mm, plywood

KP4000 SERIES



KP4015

KP4012

KP4010



The KP4000 series is designed specifically to meet the high demands of entertainment venues such as karaoke clubs with excellent sound performance. This series has incredible low end frequency and stays incredibly clear through the vocal range. The KP4000 series stays crisp and holds its acoustic characteristics at any SPL level. There are three different versions including 10", 12", and 15" two-way full-range models which can meet demands of any size room. All models are available in both black and white.

SPECIFICATIONS

	KP4010/KP4010WH	KP4012/KP4012WH	KP4015/KP4015WH
System Type	10 inch, 2-way	12 inch, 2-way	15 inch, 2-way
Frequency Range(-10 dB)	50 Hz - 20 kHz	47 Hz - 20 kHz	45 Hz - 20 kHz
Sensitivity(1W@1M)	95 dB SPL	97.5 dB SPL	99 dB SPL
Nominal Impedance	8 Ω	8 Ω	8 Ω
SPL Output	122 dB(Peak: 128 dB)	125 dB(Peak: 131 dB)	127 dB(Peak: 133 dB)
Power Ratings (Continuous / Program / Peak)	300 W / 600 W / 1200 W	350 W / 700 W / 1400 W	400 W / 800 W / 1600 W
Coverage	70° × 100°(H × V)	70° × 100° (H × V)	70° × 100°(H × V)
Dimensions(H × W × D)	533 mm × 300 mm × 340 mm	600 mm × 360 mm × 382 mm	680 mm × 410 mm × 440 mm
Net Weight	14.8 Kg	18.5 Kg	23.0 Kg
LF Driver	1 × 10" Woofer, 2.5" voice coil, ferrite magnet	1 × 12" Woofer, 2.5" voice coil, ferrite magnet	1 × 15" Woofer, 3" voice coil, ferrite magnet
HF Driver	1 × 2408H-2	1 × 2408H-2	1 × 2408H-2
Input Connectors	2 × Neutrik® Speakon®NL4MP	2 × Neutrik®Speakon®NL4MP	2 × Neutrik® Speakon® NL4MP
Enclosure	15 mm plywood	15 mm plywood	15 mm plywood



The KP 4000 series is equipped with JBL patented annular polymer diaphragm 2408H-2 compression driver. This compression driver has a very high magnetic flux density, which provides strong drive capability and a wide dynamic range.



The 70° x 100° horn is optimally designed for short throw applications in Karaoke rooms and has smooth and even coverage. The horn is rotatable allowing for both horizontal and vertical oriented installation.



Low frequency drivers deploy JBL's patented Vented Gap Cooling™ technology which gives several benefits; lower power compression, lower distortion, higher power handling, smoother response and lower weight. This equates to overall better performance and better cooling during long periods of use.



The passive crossover network provides optimal transition between components and minimizes frequency overlap and phase cancellation. The JBL patented Sonic Guard™ sound protection technology provides effective protection of the transducers.



The loudspeaker enclosure is made from 15 mm high-quality multi layered birch plywood, with a stiffener applied to the interior to improve the overall stability and reduce case resonance at high sound pressure levels.

KP2000 SERIES



KP2010

KP2015

KP2012

The KP2000 series is designed specifically for fixed installation applications in entertainment venues such as karaoke clubs. There are three models including 10", 12", and 15" two-way full-range loudspeakers. The larger enclosure of the KP2000 allows for greater low-frequency extension that can output clear and deep bass beats as well as warm vocals and incredible imaging. The result is an overall and balanced frequency response. All models are available in both black and white.

SPECIFICATIONS

	KP2010	KP2012	KP2015
System Type	10 inch, 2-way	12 inch, 2-way	15 inch, 2-way
Frequency Range(-10 dB)	50 Hz - 20 kHz	48 Hz - 20 kHz	45 Hz - 20 kHz
Sensitivity(1w@1m)	95 dB SPL	96 dB SPL	98 dB SPL
Nominal Impedance	8 Ω	8 Ω	8 Ω
SPL Output	120 dB(Peak: 126 dB)	122 dB(Peak: 128 dB)	123 dB (Peak: 129 dB)
Power Ratings (Continuous / Program / Peak)	300 W / 600 W / 1200 W	350 W / 700 W / 1400 W	350 W / 700 W / 1400 W
Coverage	70° × 100° (H × V)	70° × 100° (H × V)	70° × 100° (H × V)
Dimensions(H × W × D)	537 mm × 320 mm × 340 mm	605 mm × 382 mm × 390 mm	688 mm × 430 mm × 450 mm
Net Weight	16.3 Kg	21.2 Kg	24.0 Kg
LF Driver	1 × 10" Woofer	1 × 12" Woofer	1 × 15" Woofer
HF Driver	1 × 2414H-C	1 × 2414H-C	1 × 2414H-C
Input Connectors	1 × Neutrik® Speakon® NL4MP	1 × Neutrik® Speakon® NL4MP	1 × Neutrik® Speakon® NL4MP
Enclosure	15 mm plywood	15 mm plywood	15 mm plywood



All models are equipped with a 2414H-C 1" diameter polyethylene diaphragm compression unit which has an incredibly smooth response.



The 70° x 100° horn is optimally designed for short throw applications in Karaoke rooms and has smooth and even coverage.



Low frequency drivers deploy JBL's patented Vented Gap Cooling™ technology which gives several benefits; lower power compression, lower distortion, higher power handling, smoother response and lower weight. This equates to overall better performance and better cooling during long periods of use.



Materials for the crossover are carefully selected. Fine components ensure the timbre consistency and set a good foundation for high sound quality. The JBL patented Sonic Guard™ sound protection technology can effectively protect the HF driver and prevent it from being interrupted by power overloads.



The case follows the design of the classic rear-mounted double kidneys pilot holes, which brings better low-frequency submergence and elasticity.



The KPS Series is a new breed of Entertainment speakers designed to respond to the call for design, performance and reliability from high-street Karaoke. There's three 2-way models provided for sound amplification in spaces of different sizes: KPS1 (10"), KPS2 (12"), and KPS5 (15").

Pairing the JBL 2414H NdFeB magnet high frequency compression driver with a custom-designed woofer, it is capable of reproduction of powerful music and pristine vocal in high fidelity and volume. This is sure to bring a good singing experience through the exceptional sound quality, paired with modern design.

SPECIFICATIONS

	KPS1	KPS2	KPS5
System Type	10 inch, 2-way, bass-reflex	12 inch, 2-way, bass-reflex	15 inch, 2-way, bass-reflex
Frequency Range(-10 dB)	50Hz – 20kHz	48 Hz – 20 kHz	45 Hz – 20 kHz
Frequency Response(±3 dB)	85 Hz – 19 kHz	80 Hz – 19 kHz	75 Hz – 19 kHz
Sensitivity(1w@1m)	95 dB	97 dB	98 dB
Nominal Impedance	8Ω	8Ω	8Ω
SPL Output	120 dB continuous average (128 dB peak)	122 dB continuous average (128 dB peak)	123 dB continuous average (129 dB)
Power Ratings (Continuous / Program / Peak)	300 W/600 W/1200 W	350 W/700 W/ 1400 W	350 W/700 W/1400 W
Coverage Pattern	70° x 100° (H x V)	100° x 70° (H x V)	100° x 70° (H x V)
Dimensions(H x W x D)	538 mm x 300 mm x 340 mm	600 mm x 360 mm x 382 mm	680 mm x 410 mm x 440 mm
Net Weight	15.6 Kg	20 Kg	24.4 Kg
LF Driver	1 x 10" (254 mm) woofer	1 x 12" (304.8mm) woofer	1 x 15" (381 mm) woofer
HF Driver	1 x 1" (25.4 mm) JBL 2414H Dome Polymer Diaphragm NdFeB magnet Compression Driver	1 x 1" (25.4 mm) JBL 2414H Dome Polymer Diaphragm NdFeB magnet Compression Driver	1 x 1" (25.4 mm) JBL 2414H Dome Polymer Diaphragm NdFeB magnet Compression Driver
Input Connectors	1 x NL4 Neutrik® Speakon®	1 x NL4 Neutrik® Speakon®	1 x NL4 Neutrik® Speakon®
Enclosure Construction	Trapezoid, 15 mm board	Trapezoid, 15 mm, board	Trapezoid, 15 mm, board

MTS10

MTS12



The MTS Series expands and provides more offerings for Karaoke owners and provide singers with greater sonic experience. The two models MTSS10 (10”) and MTS12 (12”) feature exceptional vocal reproduction and extended low frequency response.

The MTS Series are designed in low profile and can easily blend into any karaoke decoration style.

SPECIFICATIONS

	MTS10	MTS12
System Type	10 inch, 2-way, bass-reflex	12 inch, 2-way, bass-reflex
Frequency Range(-10 dB)	50Hz – 20kHz	47 Hz – 20 kHz
Frequency Response(±3 dB)	85 Hz – 18 kHz	80 Hz – 18 kHz
Sensitivity(1w@1m)	94 dB	95 dB
Nominal Impedance	8Ω	8Ω
SPL Output	119 dB (125 dB peak)	121 dB (127 dB peak)
Power Ratings (Continuous / Program / Peak)	300 W/600 W/1200 W	400 W/800 W/ 1600 W
Coverage Pattern	70° x 100° (H x V)	70° x 100° (H x V)
Dimensions(H x W x D)	524 mm x 297 mm x 320 mm	699 mm x 347 mm x 370 mm
Net Weight	14.2 Kg (31.3 lbs)	18.6 Kg (41.0 lbs)
LF Driver	1 x 10” (254 mm) woofer	1 x 12” (304.8mm) woofer
HF Driver	1 x JBL 2414H-C	1 x JBL 2414H-C
Input Connectors	1 x Neutrik® Speakon® NL4MP	1 x Neutrik® Speakon® NL4MP
Enclosure Construction	Trapezoid, 15 mm MDF	Trapezoid, 15 mm, MDF

KP SUB SERIES



KP18S



The JBL KP sub series is an ultra-low frequency loudspeaker designed specifically for Karaoke rooms by adopting JBL's innovative professional technology. The KP Sub series features, a single 18" which perfectly match with JBL KP full range series full range loudspeakers.

SPECIFICATIONS

KP18S

System Type	18 inch, bass-reflex
Frequency Range(-10 dB)	32 Hz - 150 Hz
Frequency Response(± 3 dB)	42 Hz - 150 Hz
Sensitivity(1w@1m)	96 dB
Nominal Impedance	8 Ω
SPL Output	124 dB(Peak: 130 dB)
Power Ratings (Continuous / Program / Peak)	600 W / 1200 W / 2400 W
Dimensions(H x W x D)	554 mm x 750 mm x 561 mm
Net Weight	36.6 Kg
LF Driver	1 x 18" Woofer
Input Connectors	2 x Neutrik® Speakon® NL4MP
Enclosure	18 mm & 25 mm birch plywood



The KP sub series abandons a front firing woofer design to help prevent it from damage due to drink spillage or other interference.



Ports on both side of the enclosure have a metal grille for protection and to prevent debris from entering the internal chamber.



The input connection panel is designed on the bottom of the enclosure so that there is no exposed wiring which helps to prevent damage.



Ports are designed at the bottom of the enclosure, which effectively improves low frequency extension and increases sound pressure levels.



Ki500 SERIES NEW



Ki510

Ki512



Ki500 Series is the first 3-way loudspeaker tailor-designed by JBL Entertainment for applications at high-end KTV boxes and entertainment venues. Ki500 Series offers two models, Ki510 (10") and Ki512 (12"), and incorporates frontier technology and ground-breaking innovation in system and appearance design.

Computer simulation is manipulated to optimize enclosure structure, space capacity and driver distribution. Rigorous tuning to input and output and meticulous inspection of materials and components ensure excellent performance and premium quality of this new product line.

To showcase JBL's dedication to innovation, Ki500 Series blends boldness and uniqueness in exterior design: to echo the three-way system property through the asymmetrical cabinet, to emphasize the quality and performance via the clear-cut outlines and to decorate the elegant and professional whole with trendy and creative details. As another indication of JBL's commitment to technology, PSL (Passive Sound Lighting) is utilized to illuminate the front-grille logo of JBL ENTERTAINMENT, where legendary JBL sound becomes visible.

SPECIFICATIONS

	Ki510	Ki512
System Type	10 inch, 3-way, bass-reflex	12 inch, 3-way, bass-reflex
Frequency Range(-10 dB)	58 Hz - 20 kHz	42 Hz - 20 kHz
Frequency Response(-3 dB)	69 Hz - 16 kHz	58 Hz - 16 kHz
Sensitivity(1w@1m)	92 dB	94 dB
Nominal Impedance	8 Ω	8 Ω
SPL Output	117 dB(Peak: 123 dB)	120 dB(Peak: 126 dB)
Power Ratings (Continuous / Program / Peak)	350 W/700 W/1400 W	400 W/800 W/1600 W
Coverage	80° × 60°(H × V)	80° × 60°(H × V)
Dimensions (H × W × D)	310 mm × 510 mm × 342 mm	360 mm × 570 mm × 392 mm
Net Weight	24.8 Kg(54.7 lbs)	35.2 Kg(77.6 lbs)
LF Driver	1 × 10" Woofer	1 × 12" Woofer
MF Driver	1 × 5" Squawker	1 × 5" Squawker
HF Driver	1 × 1" Aluminum dome tweeter	1 × 1" Aluminum dome tweeter
Input Connectors	Binding Post	Binding Post
Enclosure	Vinyl covered15 mm MDF	Vinyl covered15 mm MDF



Asymmetrical design echoes the three-way system property, while clear-cut outlines emphasize the premium quality and performance.



Computer simulation is manipulated to optimize enclosure structure and driver distribution; Rigorous tuning is applied to improve input and output performance.



JBL's patent PSL (Passive Sound Lighting) technology is utilized to illuminate the JBL Entertainment logo.



Front grille protects components inside and adds trendy sense to the entire design with its unique snowflake pattern. Dark paillette fabric decorated by rose-golden trim strip creates an air of elegance, professionalism and fashion.



Ki300 SERIES



Ki312



Ki310G

The Ki300 series utilizes two aluminium dome tweeters in combination with a low frequency woofer. Frequency response extends from 76 Hz to 20 KHz. There are two models in the series with a 10" and 12" woofer respectively. The Ki300 series is designed to produce a high fidelity sound for both music playback and live vocals. All models are available in both black and gold.

SPECIFICATIONS

	Ki310G	Ki312
System Type	10 inch, 2-way	12 inch, 2-way
Frequency Response(±3 dB)	70 Hz - 18 KHz	65 Hz - 18 KHz
Sensitivity(1w@1m)	90 dB	92 dB
Nominal Impedance	8 Ω	8 Ω
SPL Output	114 dB(Peak: 120 dB)	117 dB(Peak: 123 dB)
Power Ratings (Continuous / Program / Peak)	250 W / 500 W / 1000 W	350 W / 700 W / 1400 W
Coverage	120° × 100° (H × V)	120° × 100°(H × V)
Recommended Amp Power	300 W - 400 W	420 W - 550 W
Dimensions(H × W × D)	290 mm × 525 mm × 320 mm	344 mm × 595 mm × 360 mm
Net Weight	12.1 Kg	17.5 Kg
LF Driver	1 × 10" Woofer	1 × 12" Woofer
HF Driver	2 × 1" Aluminum dome tweeter	2 × 1" Aluminum dome tweeter
Enclosure	15 mm MDF	18 mm MDF



The woofers utilize a rubber surround and incorporate a newly formulated paper cone. The newly designed cone is lighter but more rugged than previous designs, greatly improving sensitivity and durability.



Ki300 series utilizes two each newly designed 1 inch aluminium dome neodymium tweeters integrated with optimized multi-grid waveguide capable of reproducing rich clear sound out to 20 kHz.



The precision engineered crossover offers optimal power response and performance in the critical mid-range region. The crossover also includes a built in protection circuit to keep the tweeters from harm without interfering with the overall performance.



Black polyester fiber sound absorption is installed in the inside of the enclosure to reduce standing waves inside the box and to help produce a rich and powerful sound.



Ki100 SERIES



Ki110

Ki112

The JBL Ki100 series of full range loudspeakers is designed for fixed installation in karaoke club environments. There are two models in the series, each with a 10" and 12" woofer respectively. The Ki100 is equipped with multiple mid and high frequency drivers for high performance in the vocal range. The Ki100 series has excellent low frequency performance meeting high standards of karaoke entertainment venues. Both models are available in both black and white.

SPECIFICATIONS

	Ki110	Ki112
System Type	10 inch, 3-way	12 inch, 3-way
Frequency Response(±3 dB)	65 Hz - 16 KHz	60 Hz - 16 KHz
Sensitivity(1w@1m)	89 dB	90 dB
Nominal Impedance	8 Ω	8 Ω
SPL Output	111 dB (Peak: 117 dB)	114 dB (Peak: 120 dB)
Power Ratings (Continuous / Program / Peak)	150 W / 300 W / 600 W	250 W / 500 W / 600 W
Recommended Amp Power	180 W - 250 W @ 8 Ω	300 W - 400 W @ 8 Ω
Coverage	150° × 120° (H × V)	150° × 100° (H × V)
Dimensions(H × W × D)	290 mm × 506 mm × 320 mm	350 mm × 586 mm × 368 mm
Net Weight	12.4 Kg	17.8 Kg
LF Driver	1 × 10" Woofer	1 × 12" Woofer
MF Driver	2 × 3" Squawker	2 × 3" Squawker
HF Driver	2 × 3" Tweeter	2 × 3" Tweeter
Enclosure	12 mm MDF	15 mm MDF

K1110



K1112



Two 3 inch mid range woofers and two 3 inch cone tweeters are used for better vocal reproduction.



Low frequency woofers deploy linear suspension and vented yoke design to effectively reduce distortion and power compression.



The precision designed crossover accurately divides and optimizes frequency response to the low, mid and high frequency components. The crossover also includes a built in protection circuit to keep the tweeters from harm without interfering with the overall performance.



The enclosure is constructed of MDF with a vinyl laminated finish and utilizes internal bracing to ensure cabinet strength.





The MK Series is designed and dedicated to sound amplification for karaoke chains. From this series, karaoke operators and installers can expect quality performance and appearance at an affordable price.

There are three models in the range, the MK08, MK10 and MK12 each with an 8", 10", and 12" woofer respectively. The MK Series pairs a custom woofer with two 3" paper cone tweeters to realize high power output, low distortion and efficient electroacoustic conversion. Built in a V-shape, the cabinet mounting the tweeters enhances system sensitivity and creates immersive coverage, especially when two twin models are shooting the seating position.

Proven JBL technology is the foundation of MK Series' reliable performance and fault-free operation. Each MK model is driven by a precision-engineered crossover network. Comprised of well-selected components and carefully-designed circuits, the crossover is able to separate frequency bands in great precision, distribute power to each transducer evenly, and provide continuous overload protection to the entire system.

MK series impresses the audience with smooth and warm vocal reproduction, to which multiple rounds of simulations and tunings by JBL audio expert is put down.

SPECIFICATIONS

	MK08	MK10	MK12
System Type	8 inch, 2-way, bass-reflex	10 inch, 2-way, bass-reflex	12 inch, 2-way, bass-reflex
Frequency Range(-10 dB)	53 Hz - 17 kHz	48 Hz - 17 kHz	45 Hz - 17 kHz
Frequency Response(±3 dB)	70 Hz - 14 kHz	64 Hz - 14 kHz	60 Hz - 14 kHz
Sensitivity(1w@1m)	88 dB	90 dB	91 dB
Nominal Impedance	8 Ohms	8 Ohms	8 Ohms
SPL Output	110 dB (116 dB peak)	113 dB (119 dB peak)	115 dB (121 dB peak)
Power Ratings (Continuous / Program / Peak)	150 W/300 W/600 W	200 W/400 W/800 W	250 W/500 W/1000 W
Coverage	110° × 100° (H × V)	110° × 100° (H × V)	100° × 90° (H × V)
Dimensions(H × W × D)	245 mm × 435 mm × 285 mm	290 mm × 505 mm × 320 mm	350 mm × 575 mm × 355 mm
Net Weight	8.5 Kg (18.7 lbs)	11 Kg (24.3 lbs)	16 Kg (35.9 lbs)
LF Driver	1 × 8" (203.2 mm) woofer	1 × 10" (254 mm) woofer	1 × 12" (304.8 mm) woofer
HF Driver	2 × 3" (76.2 mm) tweeter	2 × 3" (76.2 mm) tweeter	2 × 3" (76.2 mm) tweeter
Input Connectors	Binding Post	Binding Post	Binding Post
Enclosure	Vinyl covered 12mm MDF	Vinyl covered 12mm MDF	Vinyl covered 15mm MDF

KX180 KARAOKE DIGITAL PROCESSOR



KX180



KX180

KX180 is a professional-grade digital processor designed for karaoke applications and provides a full set of audio processing for enhancing or fine-tuning music and voice. KX180 is equipped with three 6.5mm connectors for microphone input, two groups of RCA connectors and an optical connector for music input, and one pair of RCA connectors for recording out. It supports storage and recall of up to 10 pre-sets and manual or auto control of Dance or Sing mode.



Dual microphone input with independent adjustment



Audio input connectivity: analog RCA, digital OPTICAL and COAXIAL



LCD display for intuitive operation and settings information



Eight button keypad for easy navigation

PRODUCT FEATURES

- Two groups of microphone inputs
- 15-band PEQ and compressor for each Mic Input
- Three levels of Feedback Inhibition for each Mic Input
- Independent control of Echo and Reverberation
- Two pairs of RCA connectors and an Optical connector for Music Input
- 15-band PEQ for Music Input
- Three levels of Excitement for Music Input
- Six output channels: Right, Left, Centre, Sub, Surround Right and Surround Left.

KX200 KARAOKE DIGITAL PROCESSOR



KX200



KX200 PC GUI

Karaoke singers require unique reverb and effects to help untrained singers sound as good as possible. The JBL KX200 dedicated karaoke processor has all the effects needed and digital signal processing (DSP) to configure input microphones and program material as well as setup any type of speaker.



Dual microphone input with independent adjustment



Audio input connectivity: analog RCA, digital OPTICAL and COAXIAL



LCD display for intuitive operation and settings information



Nine button keypad for easy navigation

PRODUCT FEATURES

- Two separate and adjustable microphone input channels
- Optical and coaxial digital audio inputs
- USB port on the front panel for convenience
- dbx AFE (Automatic Feedback Elimination) technology
- 15-band parametric equalizer for microphone inputs
- 8-band parametric equalizer for program inputs
- Six separate and adjustable signal outputs
- 10 custom presets and 5 factory presets
- Preloaded settings for HARMAN JBL speakers
- T9 keypad unlock screen
- PC Control Software

XLi SERIES PROFESSIONAL AMPLIFIER



XLi 800

XLi 1500

XLi 2500

XLi 3500

The XLi series of 2-channel professional amplifiers includes four models, the XLi800, XLi1500, XLi2500, and XLi3500 with power output ranging from 200W to 1000W at 8 ohms. All four models in the series are powerful, rugged and reliable. Features include RCA and XLR inputs, user selectable input sensitivity, Speakon® and binding post outputs, stereo/parallel/bridge-mono mode, forced-air cooling.

PRODUCT FEATURES

- Stereo / Parallel / Bridge-Mono Modes
- Compact 2 rack unit design
- Optimized Class-H circuitry
- Input sensitivity switchable between 1.4V / 0.775V
- Two level controls, power switch, power LED, and six LEDs which indicate signal presence, clip and fault for each channel
- Ground lift switch
- Protection against shorts, no-load, on/off thumps and radio-frequency interference
- Efficient forced-air cooling prevents excessive thermal buildup

	XLi 800	XLi 1500	XLi 2500	XLi 3500
8Ω Stereo	200W	330W	500W	1000W
4Ω Stereo	300W	450W	750W	1350W
8Ω Bridged Mono	600W	900W	1500W	2700W

KM200 KARAOKE WIRELESS MICROPHONE

AKG



The AKG KM200 is a wireless microphone designed specifically for Karaoke rooms. It operates at a UHF and uses the classic AKG wireless transmitting and receiving circuits to ensure more stable transmission and better sound quality. The KM200 provides 200 optional channels to ensure that multiple machines can be used in any rooms without interference. It has an advanced automatic sweep-frequency technology to search clean frequency points in the environment by just one click. It has an advanced infrared frequency technology which makes the setting easier, quicker, and simpler.

PRODUCT FEATURES

- Operation in UHF band
- 200 selectable channels
- Advanced automatic open frequency search
- Infrared sync for channel selection
- Two adjustable power transmission settings on the handheld transmitter
- Key lock function on the receiver
- Auto mute when the handheld is dropped



KM200
Wireless Receiver

KM200 Handheld
Wireless Microphone

CASES



Thien Duong King Club in Vietnam

The Thien Duong King Club, located in the Quang Tri province on the North Central Coast of Vietnam, features eight with nearly 500 square meters of remarkable entertainment options including an elegant, high-end café, 20 VIP karaoke rooms and an impressive live music bar that can accommodate up to 400 guests. By investing in a comprehensive, end-to-end audio solution from HARMAN Professional Solutions, the club's owners were able to build the premier live music, DJ party and luxury event venue for central Vietnam.



Future Theme KTV in Kunming City, China



Fuyi Hotel in Zhongshan City, China

CASES



PARTY SHOW KTV (Shanghai, PRC)

Shanghai's first PARTY SHOW KTV sits on the 4th floor of the Wujiaochang Hopson Shopping Center at the Yangpu District and accommodates 40 KTV rooms, a slow-rock bar and a recording studio. For the audio system, JBL KP and Ki Series loudspeakers are utilized, powered by CROWN T Series amplifiers.

JBL KP6012	2 pieces	JBL Ki08	28 pairs	CROWN T3	39 pieces
JBL KP6010	6 pieces	JBL Ki81	29 pairs	CROWN T5	30 pieces
JBL KP4012	2 pieces	JBL Ki82	10 pairs	CROWN T7	2 pieces
JBL KP18S	1 piece				



M'OK KTV (Xi'an, PRC)

S. MUSE opens its M'OK KTV Xi'an location at the city's Han Shin Department Store and entertains the 3000-year old ancient capital with modern art and music. Each and every KTV box of M'OK is a result of thoughtful and fashionable design and is ready to embrace the local youth with 5-star hotel grade service. JBL KP Series speakers and CROWN XLi Series amplifiers are adopted in a hope to bring incredible music and karaoke experience to local KTV goers.

JBL KP6012	22 pieces	CROWN XLi2500	38pieces
JBL KP6010	56 pieces		



CASES



LEVELS (Guangzhou, PRC)

LEVELS by Energy Group takes the 5th floor of the Winter Wing of G.T. Land Plaza in Guangzhou. Each meticulously-designed detail shows LEVELS' commitment to being unique and thoughtful towards its customers. LEVELS decorates its acoustic environment by using CROWN XLi Series amplifiers, JBL KP Series speakers and SOUNDCRAFT Ui12 digital mixers.

JBL KP6015	82 pieces	CROWN XLi3500	21 pieces
JBL KP6012	20 pieces	CROWN XLi3000	10 pieces
JBL KP2012	8 pieces	CROWN XLi2500	4 pieces
SOUNDCRAFT Ui12 Mixer	6 pieces		



BLUE PARTY (Guangzhou, PRC)

Blue Party is another spacious KTV outlet open for business in Guangzhou recently. Sitting along the Airport Road of Baiyun District, covering 30,000 sqm and accommodating over 300 KTV boxes, Blue Party makes itself one of the largest KTV outlets in Asia. To cover the whole space, JBL KP Series, JBL Control and CSS Series speakers are utilized, powered by CROWN XLi Series amplifier.

JBL KP6015	64 pieces	JBL Control HST	14 pieces
JBL KP6012	182 pieces	JBL CSS-8006BM	175 pieces
JBL KP6010	230 pieces	CROWN XLi3500	46 pieces
JBL KP2012	36 pieces	CROWN XLi3000	60 pieces
JBL KP2010	72 pieces	CROWN XLi2500	171 pieces



SHARED PASSION AND COMMITMENT

By choosing HARMAN as your audio visual collaboration, communication and entertainment partner, you are choosing a team that understands your needs and is dedicated to your success. We have more than 150 years of combined experience and locations around the world to provide you with continuous support.



LOCATIONS

1. HARMAN Professional HQ – Northridge, CA
2. Sales and Design Center – Richardson, TX
3. Sales and Design Center – South Jordan, UT
4. Sales and Design Center – Elkhart, IN
5. Showroom & Training Center – Las Vegas, NV
6. Mexico Local Sales – Mexico City, Mexico
7. Latin America Regional Sales – San Juan, Puerto Rico
8. Brazil Local Sales – Nova Santa Rita, Brazil
9. EMEA Regional Sales and Design Center – London, UK
10. Design Center – Regensdorf, Switzerland
11. Design Center – Vienna, Austria
12. Sales and Design Center – Arhus, Denmark
13. India Operations & Engineering Center – Bangalore, India
14. India Local Sales – Bangalore, India
15. HARMAN Professional APAC – Singapore
16. China Local Sales – Shanghai, China
17. Design Center – Shenzhen, China
18. Manufacturing Center – Dandong, China
19. Russia Local Sales – Moscow, Russia
20. Showroom & Training Center – New York, NY



YOUR ONE SOLUTION FOR

BARS & RESTAURANTS

BROADCAST RADIO

BROADCAST TV

CASINOS

CINEMAS

CONVENTION CENTERS

CORPORATE

CRUISE SHIPS

eSPORTS

GOVERNMENT

HEALTHCARE

HIGHER EDUCATION

HOTELS

HOUSES OF WORSHIP

K-12/PRIMARY EDUCATION

KARAOKE

MUSEUMS

NIGHTLIFE

PERFORMING ARTS

PORTABLE PA SYSTEMS

RECORDING

RETAIL DESTINATIONS

STADIUMS & ARENAS

THEMED ATTRACTIONS

TOUR

TRANSPORTATION

THE HARMAN FAMILY

AKG MICROPHONES, HEADPHONES

AMX VIDEO SWITCHERS, NETWORKED AV ENCODERS AND DECODERS, COLLABORATION AND
CONFERENCING SYSTEMS, DEVICE CONTROL SYSTEMS, AV MANAGEMENT SOFTWARE

ESS DIGITAL SIGNAL PROCESSORS, AUDIO CONTROL

CROWN POWER AMPLIFIERS

dbx LOUDSPEAKER MANAGEMENT SYSTEMS, DIGITAL SIGNAL PROCESSORS, AUDIO CONTROL

JBL
PROFESSIONAL LOUDSPEAKERS, PORTABLE PA SYSTEMS, COMMERCIAL AMPLIFIERS, COMMERCIAL MIXERS

lexicon AUDIO EFFECTS HARDWARE AND SOFTWARE

Martin STAGE LIGHTING FIXTURES, LIGHTING CONTROLLERS, ATMOSPHERIC EFFECTS,
ARCHITECTURAL LIGHTING FIXTURES, LED VIDEO DISPLAY SYSTEMS

Soundcraft MIXING CONSOLES, STAGEBOXES, RECORDING INTERFACES, EFFECTS PROCESSORS

STUDER MIXING CONSOLES, ROUTING AND I/O, WORKFLOW & AUDIO SOLUTIONS

ONE SOLUTION FOR ALL

Karaoke venues offer guests a unique and engaging experience through a variety of connected entertainment spaces. HARMAN delivers scalable, high-quality audio, video, and lighting solutions for every area within the venue, providing an experience to remember.



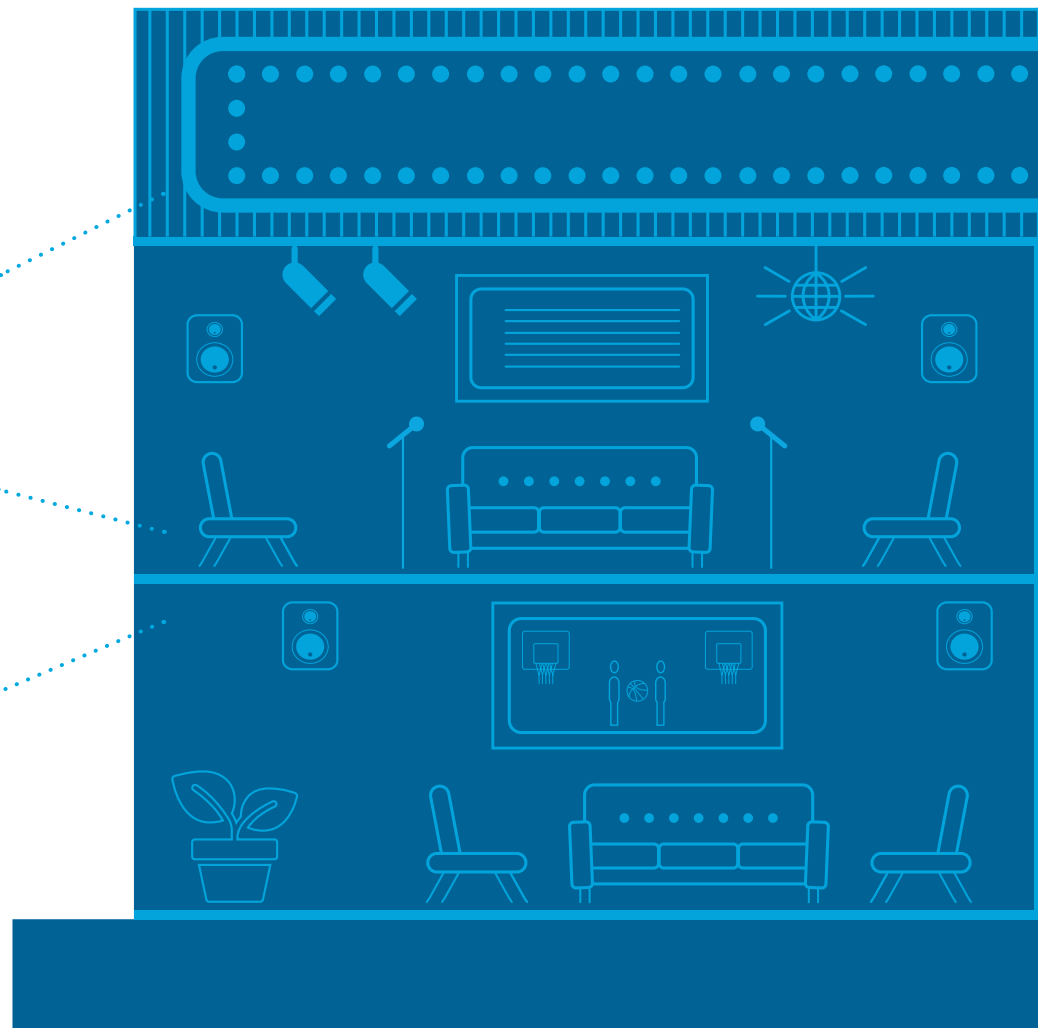
BUILDING EXTERIOR



KARAOKE ROOMS



LOBBY



COMMON HARMAN APPLICATIONS IN KARAOKE VENUES

Audio Processing and Distribution

Loudspeakers

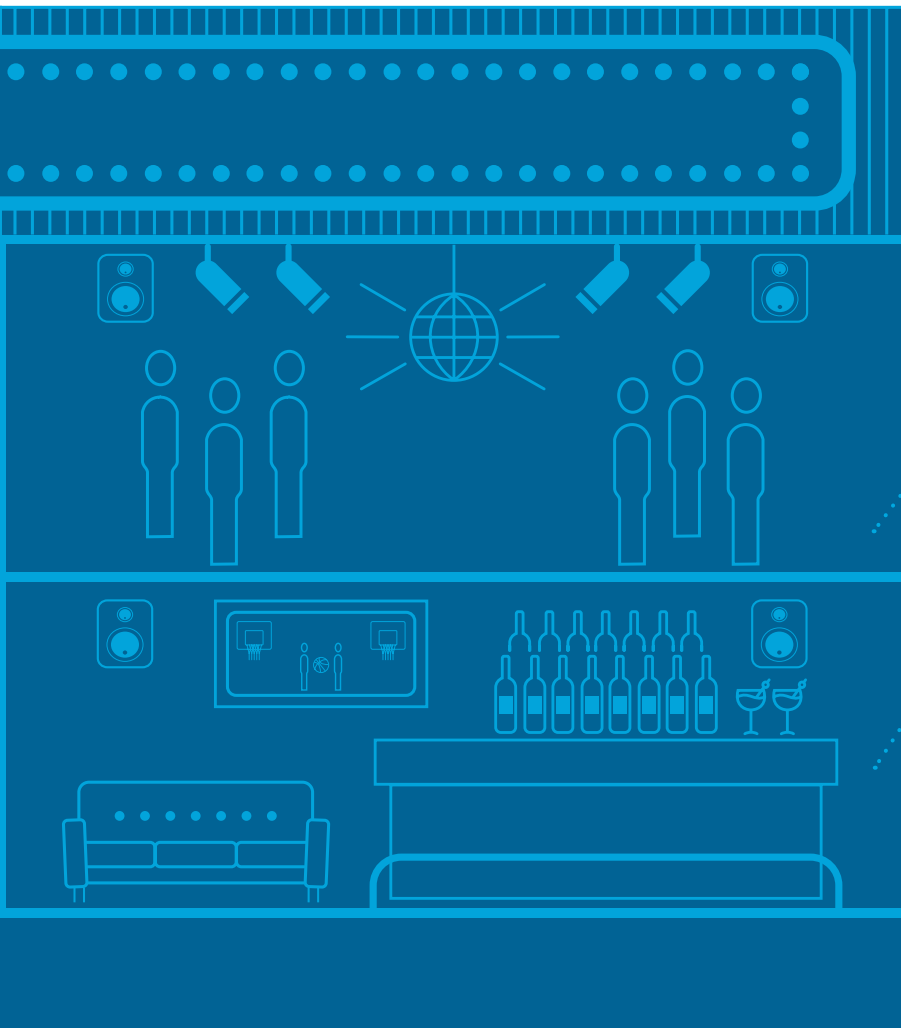
Architectural and Performance Lighting



Video Signal Distribution

Digital Signage

Control and Automation



DANCE FLOOR

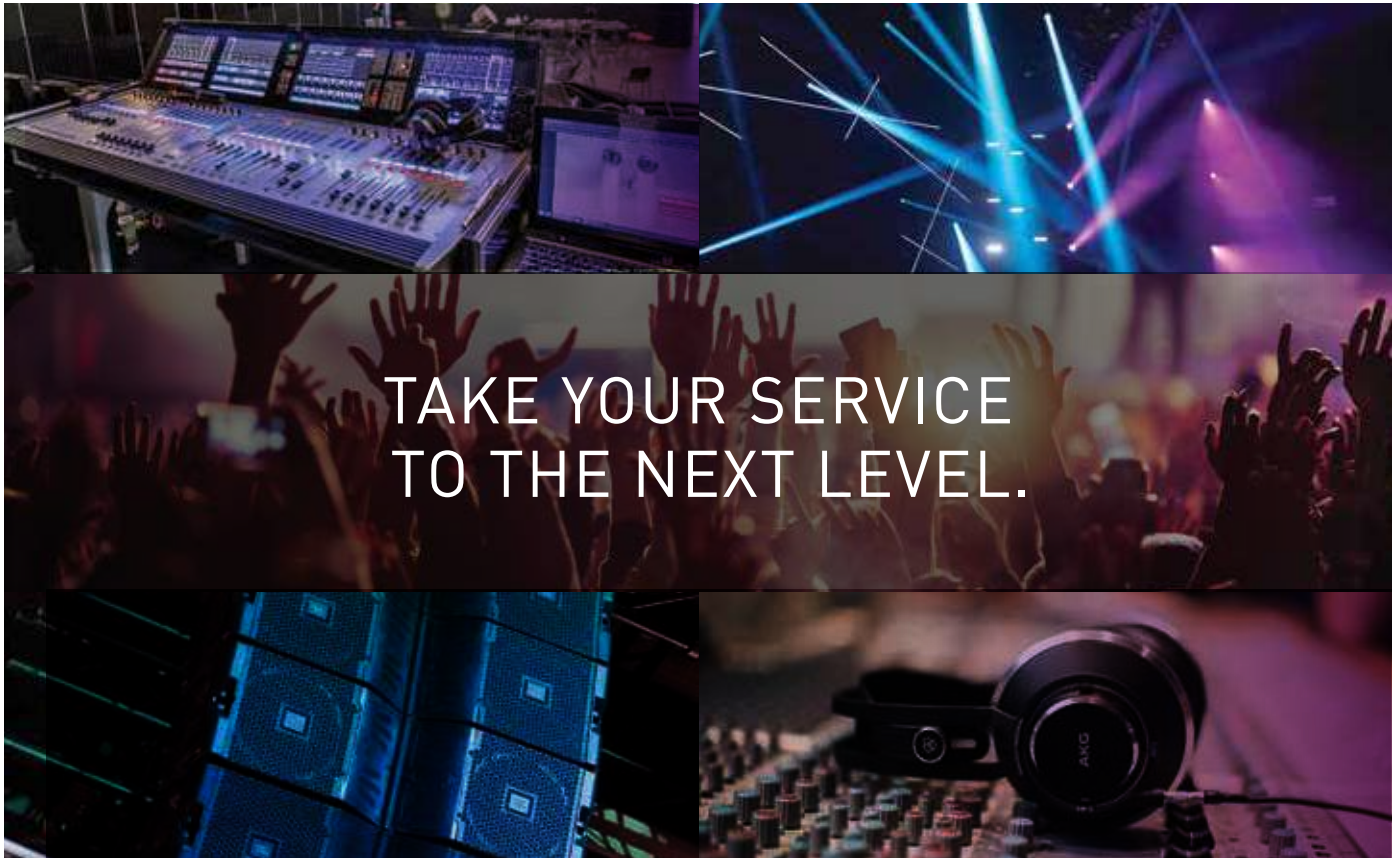


BAR / LOUNGE



100% FINANCING NOW AVAILABLE IN APAC

HARMAN Finance, a one stop financial solution designed and developed by finance professionals with deep audio video industry experience is NOW available in select countries across Asia Pacific.



TAKE YOUR SERVICE
TO THE NEXT LEVEL.

HIGHLIGHTS

Monthly
installment

12 - 60
months tenure

New Equipment
Purchase or Upgrade

Single
Point contact



For more information, please contact us:
HARMAN Professional Solutions, Singapore

108 Pasir Panjang Road #02-08 Golden Agri Plaza, Singapore 118535 | TEL: +65-6870-5000 | <http://pro.harman.com>

E Mail: HPro.APAC@harman.com

©2018 HARMAN | V.07.2018