

# AXIENT DIGITAL WIRELESS SYSTEMS



Incorporating the most innovative wireless audio technology in the world, Axient Digital was engineered from the ground up for professional productions that demand flawless execution.

With an unprecedented level of signal stability and audio clarity, plus flexible hardware options, advanced connectivity, and comprehensive control, it's a wireless system built to take on the challenges of today—and tomorrow.

#### **RF PROTECTION**

With outstanding signal quality in even the most complex, congested environments, Axient Digital ensures maximum stability, range, and clarity for uncompromising audio—anywhere, every time.

#### **AUDIO QUALITY**

Axient Digital defies limitations for both RF and audio quality. With industry-leading low latency, transparent frequency response, and wide dynamic range, nothing gets in the way of true, pure sound. No matter the setting, it's Shure audio quality you can count on

#### **COMMAND & CONTROL**

ShowLink® remote control, Wireless Workbench®, the ShurePlus™ Channels app, and networked battery monitoring provide unmatched control and insight for seamless performance.

#### **HARDWARE & SCALABILITY**

With two transmitter series to choose from—both compatible with a shared receiver platform—Axient Digital is a scalable wireless system that provides incomparable sound for a wide range of applications and settings.

**SHURE**

# AXIENT DIGITAL WIRELESS SYSTEMS

## SYSTEM SPECIFICATIONS (SUBJECT TO CHANGE)

### RF

<b>RF Carrier Frequency Range</b>	470–960 MHz <i>Varies by Region. See Frequency Range and Output Power Table on component pages.</i>
<b>Working Range</b>	100 m (330 ft) <i>Note: Actual range depends on RF signal absorption, reflection and interference.</i>
<b>RF Tuning Step Size</b>	25 kHz <i>Varies by region.</i>
<b>Image Rejection</b>	>70 dB <i>typical</i>
<b>RF Sensitivity</b>	–98 dBm at 10 <sup>-4</sup> BER

### AUDIO

<b>Latency</b>	Standard mode: 2.08 ms High Density mode: 2.96 ms
<b>Audio Frequency Response</b>	20 Hz–20 kHz (±1 dB) <i>Note: dependent on microphone type</i>
<b>Audio Dynamic Range</b> <i>A-weighted, typical, System Gain @ +10</i>	XLR Analog Output: 120 dB (A-weighted); 117 dB (unweighted) AES3 Dante Digital Output: 130 dB (A-weighted); 126 dB (unweighted)
<b>Total Harmonic Distortion</b> <i>–6 dBFS Input, 1 kHz, System Gain @ +10</i>	<0.01%
<b>System Audio Polarity</b>	Positive pressure on microphone diaphragm produces positive voltage on pin 2 with respect to pin 3 of XLR output and the tip of the 6.35 mm (1/4-inch) output.

### TEMPERATURE RANGE Note: Battery characteristics may limit this range.

<b>Operating Temperature Range</b>	0 to 122 °F (–18 °C to 50 °C)
<b>Storage Temperature Range</b>	–20 to 149 °F (–29 °C to 65 °C)

NOTE: This Radio equipment is intended for use in musical professional entertainment and similar applications. This Radio apparatus may be capable of operating on some frequencies not authorized in your region. Please contact your national authority to obtain information on authorized frequencies and RF power levels for wireless microphone products.

## FURNISHED ACCESSORIES

### RECEIVERS

<b>90XN1371</b>	Hardware Kit
<b>95A8994</b>	BNC Bulkhead Adapter
<b>Var. By Region</b>	1/2 Wave Receiver Antenna (2)
<b>95B9023</b>	BNC-BNC Cable (short)
<b>95C9023</b>	BNC-BNC Cable (long)
<b>95N2035</b>	Coaxial RF Cascade Cable
<b>Var. By Region</b>	AC Power Cable, VLock
<b>Var. By Region</b>	AC Power Jumper Cable
<b>95A33402</b>	Ethernet Cable, 3 ft.
<b>95B33402</b>	Ethernet Jumper Cable

### BODYPACK TRANSMITTERS

<b>90B8201</b>	AA Alkaline Batteries (2)
<b>Var. By Region</b>	1/4 Wave Antenna
<b>WA340</b>	Threaded TA4F Adapter
<b>29A13</b>	Zipper Bag
<b>44A12547</b>	Belt Clip

### HANDHELD TRANSMITTERS

<b>95B2313</b>	Zipper bag
<b>31B1856</b>	Euro-threaded adapter
<b>90F4046</b>	Swivel Adapter (black)
<b>89B8201</b>	AA Alkaline Batteries (2)

## OPTIONAL ACCESSORIES (SEE SHURE.COM FOR MORE)

Batteries and Chargers		Docking Chargers		Handheld Systems	
<b>SB900B</b>	Rechargeable Lithium-ion battery for AD1, AD2 and AD3 wireless transmitters	<b>SBC200</b>	Two-Bay Docking Charger for AD1 & AD2 Transmitters and SB900B Batteries	<b>WA617M</b>	Radome Color ID Kit for AD2 Handheld Transmitters
<b>SB910</b>	Rechargeable Lithium-ion battery for ADX1 Bodypack wireless transmitters	<b>SBC220</b>	Two-Bay Networked Docking Charger for AD1 & AD2 Transmitters and SB900B Batteries	<b>WA619-A</b>	Radome Color ID Kit for ADX Handheld Transmitters (470–636 MHz)
<b>SB910M</b>	Rechargeable Lithium-ion battery for ADX1M Micro Bodypack wireless transmitters	<b>SBC240</b>	Two-Bay Networked Docking Charger for ADX1, ADX2 & ADX2FD Transmitters and SB910 & SB920A Batteries	<b>WA619-B</b>	Radome Color ID Kit for ADX Handheld Transmitters (606–810 MHz)
<b>SB920A</b>	Rechargeable Lithium-ion battery for AD2X and ADX2FD wireless transmitters	<b>SBC840</b>	Eight-Bay Networked Docking Charger for ADX1, ADX2 & ADX2FD Transmitters and SB910 & SB920A Batteries	<b>WA619-C</b>	Radome Color ID Kit for ADX Handheld Transmitters (750–960 MHz)
<b>SBRC</b>	Rack-Mounted Networked Battery Charger			<b>AD651B</b>	Talk Switch Button (black)
<b>SBC-AX</b>	SBRC Battery Charging Module for SB900B Batteries	<b>Portable Slot Receiver Accessories</b>		<b>WA371</b>	Microphone Stand Adapter
<b>SBM910</b>	SBRC Battery Charging Module for SB910 Batteries	<b>ADX5BP-TA3</b>	Standalone backplate	<b>WA653</b>	Mic Flag Extender Kit
<b>SBM910M</b>	SBRC Battery Charging Module for SB910M Batteries	<b>ADX5BP-DB15</b>	DB15 backplate and spacer plate		
<b>SBM920</b>	SBRC Battery Charging Module for SB920A Batteries	<b>ADX5BP-DB25</b>	DB25 backplate and spacer plate	<b>Other</b>	
<b>SBC10-100</b>	USB Battery Dock Charger for SB900B	<b>ADX5BS-AA</b>	AA Battery Sled Attachment	<b>WA610</b>	Hard transmitter carrying case
<b>SBC210</b>	Two-Bay Desktop Battery Charger for SB900B	<b>ADX5BS-L</b>	L-type battery sled attachment		
<b>SBC800</b>	Eight-Up Battery Charger for SB900B	<b>ADX5-MOUNT</b>	Mounting plate with cold shoe		
<b>SBC840M</b>	Eight-Bay Networked Battery Charger for SB910M Batteries				



# AD4D DUAL-CHANNEL DIGITAL WIRELESS RECEIVER

## SPECIFICATIONS

(SUBJECT TO CHANGE)

<b>Dimensions</b> (H × W × D)	1.7 × 19.0 × 13.1 in (44 × 483 × 333 mm)
<b>Weight</b>	10.1 lb (4.6 kg) without antennas
<b>Housing</b>	Steel; extruded aluminum
<b>Power Requirements</b>	100 to 240 VAC, 50–60 Hz 0.68 A max
<b>Thermal Dissipation</b>	Maximum: 23 W (78 BTU/hr) Idle: 15 W (51 BTU/hr)

## AUDIO OUTPUT

<b>Gain Adjustment Range</b>	–18 to +42 dB in 1 dB steps (plus Mute setting)
<b>Configuration</b>	1/4" (6.35 mm): Transformer-coupled Balanced (Tip=audio, Ring=no audio, Sleeve=ground)  XLR: Transformer-Coupled Balanced (1=ground, 2=audio +, 3=audio –)
<b>Impedance</b> Typical, XLR Line Out	100 Ω
<b>Full Scale Output</b> 200 kΩ load	1/4" (6.35 mm): +8 dBV XLR (LINE setting): +18 dBV XLR (MIC setting): –12 dBV
<b>Mic/Line Switch</b>	30 dB pad
<b>Phantom Power Protection</b>	Yes

## NETWORKING

<b>Network Interface</b>	10/100 Mbps, 1 Gbps, Dante Digital Audio
<b>Network Addressing Capability</b>	DHCP or Manual IP address
<b>Maximum Cable Length</b>	100 m (328 ft)

## CASCADE OUTPUT

<b>Connector Type</b>	BNC <i>Note: For connection of one additional receiver in the same band</i>
<b>Configuration</b>	Unbalanced, passive
<b>Impedance</b>	50 Ω
<b>Insertion Loss</b>	0 dB, typical

## RF INPUT

<b>Spurious Rejection</b>	>80 dB, typical
<b>Connector Type</b>	BNC
<b>Impedance</b>	50 Ω
<b>Bias Voltage</b>	12–13.5 VDC, 150 mA maximum, per antenna, switchable on/off
<b>RF Carrier Frequency Range</b>	AD4D=A: 470–636 MHz AD4D=B: 606–810 MHz AD4D=C: 750–960 MHz
<i>Model-Dependent</i>	

## OVERVIEW

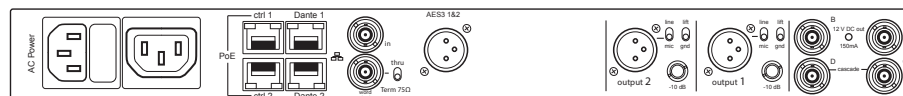
The AD4D Axient Digital Dual Receiver sets a new standard in transparent digital audio and maximum spectral efficiency. Groundbreaking performance features include wide tuning, low latency, and High Density (HD) mode, ensuring solid performance in the most challenging RF environments. Networked control, AES3 + AES67 + Dante™ and signal routing options bring a new level of management and flexibility to your entire workflow. Compatible with all Axient Digital transmitters.

## FEATURES

- Wide tuning range up to 184MHz
- True digital diversity reception per channel for drop-out resistance
- Networked control with Wireless Workbench® and ShurePlus™ Channels app
- Front panel headphone jack enables Dante Cue and Dante Browse monitoring
- Configurable Ethernet switch for redundant Dante digital output
- AES3 output
- Channel Quality meter displays RF signal-to-noise
- Locking AC connectors



AD4D  
Front Panel



AD4D  
Back Panel

# AD4Q QUAD-CHANNEL DIGITAL WIRELESS RECEIVER

## SPECIFICATIONS

(SUBJECT TO CHANGE)

<b>Dimensions</b> (H × W × D)	1.7 × 19.0 × 13.1 in (44 × 483 × 333 mm)
<b>Weight</b>	10.6 lb (4.8 kg) without antennas
<b>Housing</b>	Steel; extruded aluminum
<b>Power Requirements</b>	100 to 240 VAC, 50–60 Hz 0.68 A max
<b>Thermal Dissipation</b>	Maximum: 31 W (106 BTU/hr) Idle: 21 W (72 BTU/hr)

## AUDIO OUTPUT

<b>Gain Adjustment Range</b>	-18 to +42 dB in 1 dB steps (plus Mute setting)
<b>Configuration</b>	1/4" (6.35 mm): Transformer-coupled Balanced (Tip=audio, Ring=no audio, Sleeve=ground)  XLR: Transformer-Coupled Balanced (1=ground, 2=audio +, 3=audio -)
<b>Impedance</b> Typical, XLR Line Out	100 Ω
<b>Full Scale Output</b> 200 kΩ load	1/4" (6.35 mm): +8 dBV XLR (LINE setting): +18 dBV XLR (MIC setting): -12 dBV
<b>Mic/Line Switch</b>	30 dB pad
<b>Phantom Power Protection</b>	Yes

## NETWORKING

<b>Network Interface</b>	10/100 Mbps, 1 Gbps, Dante Digital Audio
<b>Network Addressing Capability</b>	DHCP or Manual IP address
<b>Maximum Cable Length</b>	100 m (328 ft)

## CASCADE OUTPUT

<b>Connector Type</b>	BNC <i>Note: For connection of one additional receiver in the same band</i>
<b>Configuration</b>	Unbalanced, passive
<b>Impedance</b>	50 Ω
<b>Insertion Loss</b>	0 dB, typical

## RF INPUT

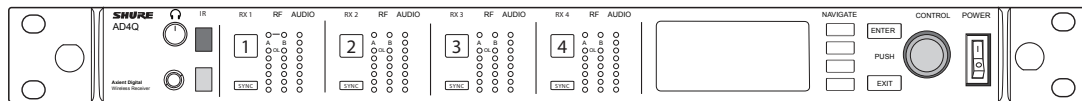
<b>Spurious Rejection</b>	>80 dB, typical
<b>Connector Type</b>	BNC
<b>Impedance</b>	50 Ω
<b>Bias Voltage</b>	12-13.5 VDC, 150 mA maximum, per antenna, switchable on/off
<b>RF Carrier Frequency Range</b>	AD4Q=A: 470–636 MHz AD4Q=B: 606–810 MHz AD4Q=C: 750–960 MHz
<i>Model-Dependent</i>	

## OVERVIEW

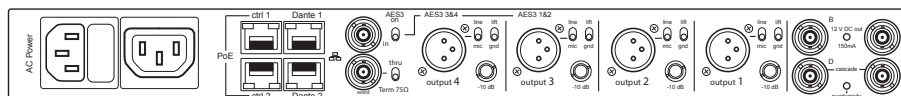
The AD4Q Axient Digital Quad Receiver sets a new standard in transparent digital audio and maximum spectral efficiency. Groundbreaking performance features include wide tuning, low latency, High Density (HD) mode, and Quadversity™, ensuring solid performance in the most challenging RF environments. Networked control, AES3 + AES67 + Dante™ and signal routing options bring a new level of management and flexibility to your entire workflow. Compatible with all Axient Digital transmitters.

## FEATURES

- Wide tuning range up to 184MHz
- True digital diversity reception per channel for drop-out resistance
- Networked control with Wireless Workbench® and ShurePlus™ Channels app
- Quadversity™ mode for extended antenna coverage and improved RF signal-to-noise
- Front panel headphone jack enables Dante Cue and Dante Browse monitoring
- Configurable Ethernet switch for redundant Dante digital output
- Switchable XLR/AES3 outputs
- Channel Quality meter displays RF signal-to-noise
- Locking AC connectors
- Optional DC module available to support redundant power



AD4Q  
Front Panel



AD4Q  
Back Panel



# AD4D-DC DUAL-CHANNEL DIGITAL WIRELESS RECEIVER

## SPECIFICATIONS

(SUBJECT TO CHANGE)

<b>Dimensions</b> (H × W × D)	1.7 × 19.0 × 13.1 in (44 × 483 × 333 mm)
<b>Weight</b>	10.1 lb (4.6 kg) without antennas
<b>Housing</b>	Steel; extruded aluminum
<b>Power Requirements</b>	100 to 240 VAC, 50–60 Hz 0.68 A max
<b>Thermal Dissipation</b>	Maximum: 23 W (78 BTU/hr) Idle: 15 W (6)
<b>DC Input Voltage Range</b>	10.9–14.8 V DC
<b>Maximum DC Input Current</b>	3.3 A
<b>Protection Modes</b>	Overvoltage, Undervoltage, Reverse Polarity
<b>4-Pin XLR</b>	Pin 1: Negative; Pin 2: No Connection; Pin 3: No Connection; Pin 4: Positive

## AUDIO OUTPUT

<b>Gain Adjustment Range</b>	–18 to +42 dB in 1 dB steps (plus Mute setting)
<b>Configuration</b>	1/4" (6.35 mm): Transformer-coupled Balanced (Tip=audio, Ring=no audio, Sleeve=ground)  XLR: Transformer-Coupled Balanced (1=ground, 2=audio +, 3=audio –)
<b>Impedance</b> Typical, XLR Line Out	100 Ω
<b>Full Scale Output</b> 200 kΩ load	1/4" (6.35 mm): +8 dBV XLR (LINE setting): +18 dBV XLR (MIC setting): –12 dBV
<b>Mic/Line Switch</b>	30 dB pad
<b>Phantom Power Protection</b>	Yes

## NETWORKING

<b>Network Interface</b>	10/100 Mbps, 1 Gbps, Dante Digital Audio
<b>Network Addressing Capability</b>	DHCP or Manual IP address
<b>Maximum Cable Length</b>	100 m (328 ft)

## CASCADE OUTPUT

<b>Connector Type</b>	BNC <i>Note: For connection of one additional receiver in the same band</i>
<b>Configuration</b>	Unbalanced, passive
<b>Impedance</b>	50 Ω
<b>Insertion Loss</b>	0 dB, typical

## RF INPUT

<b>Spurious Rejection</b>	>80 dB, typical
<b>Connector Type</b>	BNC
<b>Impedance</b>	50 Ω
<b>Bias Voltage</b>	12–13.5 VDC, 150 mA maximum, per antenna, switchable on/off
<b>RF Carrier Frequency Range</b> <i>Model-Dependent</i>	AD4D-DC=A: 470–636 MHz AD4D-DC=B: 606–810 MHz AD4D-DC=C: 750–960 MHz

## OVERVIEW

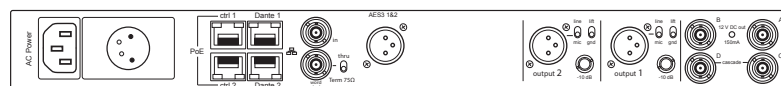
The AD4D Axient Digital Dual Receiver sets a new standard in transparent digital audio and maximum spectral efficiency. Groundbreaking performance features include wide tuning, low latency, and High Density (HD) mode, ensuring solid performance in the most challenging RF environments. Networked control, AES3 + AES67 + Dante™ and signal routing options bring a new level of management and flexibility to your entire workflow. Compatible with all Axient Digital transmitters.

## FEATURES

- DC Power Module supports backup power sources and remote operation
- Wide tuning range up to 184MHz
- True digital diversity reception per channel for drop-out resistance
- Networked control with Wireless Workbench® and ShurePlus™ Channels app
- Front panel headphone jack enables Dante Cue and Dante Browse monitoring
- Configurable Ethernet switch for redundant Dante digital output
- AES3 output
- Channel Quality meter displays RF signal-to-noise
- Locking AC connectors



AD4D-DC  
Front Panel



AD4D-DC  
Back Panel

# AD4Q-DC QUAD-CHANNEL DIGITAL WIRELESS RECEIVER

## SPECIFICATIONS

(SUBJECT TO CHANGE)

<b>Dimensions</b> (H × W × D)	1.7 × 19.0 × 13.1 in (44 × 483 × 333 mm)
<b>Weight</b>	10.6 lb (4.8 kg) without antennas
<b>Housing</b>	Steel; extruded aluminum
<b>Power Requirements</b>	100 to 240 VAC, 50–60 Hz 0.68 A max
<b>Thermal Dissipation</b>	Maximum: 23 W (78 BTU/hr) Idle: 15 W (6)
<b>DC Input Voltage Range</b>	10.9–14.8 V DC
<b>Maximum DC Input Current</b>	4.0 A
<b>Protection Modes</b>	Overvoltage, Undervoltage, Reverse Polarity
<b>4-Pin XLR</b>	Pin 1: Negative; Pin 2: No Connection; Pin 3: No Connection; Pin 4: Positive

## AUDIO OUTPUT

<b>Gain Adjustment Range</b>	–18 to +42 dB in 1 dB steps (plus Mute setting)
<b>Configuration</b>	1/4" (6.35 mm): Transformer-coupled Balanced (Tip=audio, Ring=no audio, Sleeve=ground)  XLR: Transformer-Coupled Balanced (1=ground, 2=audio +, 3=audio –)
<b>Impedance</b> Typical, XLR Line Out	100 Ω
<b>Full Scale Output</b> 200 kΩ load	1/4" (6.35 mm): +8 dBV XLR (LINE setting): +18 dBV XLR (MIC setting): –12 dBV
<b>Mic/Line Switch</b>	30 dB pad
<b>Phantom Power Protection</b>	Yes

## NETWORKING

<b>Network Interface</b>	10/100 Mbps, 1 Gbps, Dante Digital Audio
<b>Network Addressing Capability</b>	DHCP or Manual IP address
<b>Maximum Cable Length</b>	100 m (328 ft)

## CASCADE OUTPUT

<b>Connector Type</b>	BNC <i>Note: For connection of one additional receiver in the same band</i>
<b>Configuration</b>	Unbalanced, passive
<b>Impedance</b>	50 Ω
<b>Insertion Loss</b>	0 dB, typical

## RF INPUT

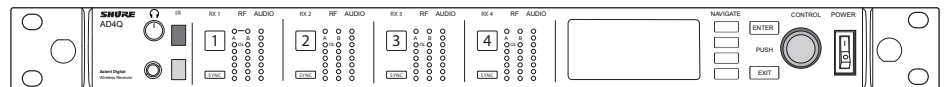
<b>Spurious Rejection</b>	>80 dB, typical
<b>Connector Type</b>	BNC
<b>Impedance</b>	50 Ω
<b>Bias Voltage</b>	12–13.5 VDC, 150 mA maximum, per antenna, switchable on/off
<b>RF Carrier Frequency Range</b>	AD4Q-DC=A: 470–636 MHz AD4Q-DC=B: 606–810 MHz AD4Q-DC=C: 750–960 MHz
<b>Model-Dependent</b>	

## OVERVIEW

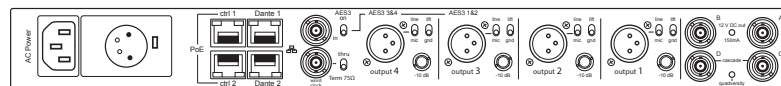
The AD4Q Xient Digital Quad Receiver sets a new standard in transparent digital audio and maximum spectral efficiency. Groundbreaking performance features include wide tuning, low latency, High Density (HD) mode, and Quadversity™, ensuring solid performance in the most challenging RF environments. Networked control, AES3 + AES67 + Dante™ and signal routing options bring a new level of management and flexibility to your entire workflow. Compatible with all Xient Digital transmitters.

## FEATURES

- DC Power Module supports backup power sources and remote operation
- Wide tuning range up to 184MHz
- True digital diversity reception per channel for drop-out resistance
- Networked control with Wireless Workbench® and ShurePlus™ Channels app
- Quadversity™ mode for extended antenna coverage and improved RF signal-to-noise
- Front panel headphone jack enables Dante Cue and Dante Browse monitoring
- Configurable Ethernet switch for redundant Dante digital output
- Switchable XLR/AES3 outputs
- Channel Quality meter displays RF signal-to-noise
- Locking AC connectors
- Optional DC module available to support redundant power



AD4Q-DC  
Front Panel



AD4Q-DC  
Back Panel



# ADX5D DUAL-CHANNEL PORTABLE DIGITAL WIRELESS SLOT RECEIVER

## SPECIFICATIONS

(SUBJECT TO CHANGE)

### UHF

RF Carrier Frequency Range	470-1000 MHz <i>Varies by region (See Frequency Table)</i>
Working Range	SD Mode: 246 ft (75 m) HD Mode: 131 ft (40 m) <i>Note: Actual range depends on RF signal absorption, reflection and interference.</i>
RF Sensitivity	-90 dBm @ 10 <sup>3</sup> BER
Spurious Rejection	>80 dB <i>typical</i>
Connector Type	SMA (Shell=Ground, Center=Signal)
Impedance	50 Ω

### AUDIO OUTPUT

Gain Adjustment Range	-18 to +42 dB, in 1 dB steps <i>(plus Mute setting)</i>
Impedance	66 Ω <i>Typical, TA3 Out</i>
Full Scale Output	+9 dBV, 200 kΩ load
Phantom Power Protection	Yes <i>3.5 mm output does not have Phantom Power Protection</i>
Audio Frequency Response	20 Hz to 20 kHz <i>Dependent on Microphone Type</i>
Dynamic Range	129 dB
Total Harmonic Distortion	0.0006% at -6 dBFS, 1 kHz
System Audio Polarity	Positive pressure on diaphragm produces positive voltage on Audio + with respect to Audio -.
Analog Output Latency	SD Mode: 2.08 ms HD Mode: 2.96 ms

### USB INPUT

Connector Type	USB-C
USB Protocol	USB 2.0
USB Role	Peripheral (upstream-facing port)
USB Power Delivery	None

### POWER

DC Power Requirements	6 to 18 VDC
Thermal Power Dissipation	Max: 4.8 W (78 BTU/hr) Nominal: 4.2 W (51 BTU/hr) Min: 2.3 W (X BTU/hr)

### MECHANICAL

Dimensions (H × W × D)	1.1 × 3.4 × 4.25 in (29 × 88 × 108 mm)
Weight	0.53 lbs (0.24 kg) <i>without antennas or backplate</i>
Housing	Machined Aluminum

### SHOWLINK®

Frequency Range	2.40 to 2.4835 GHz (16 Channels)
Working Range	100 ft (30 m) <i>Note: Actual range depends on RF signal absorption, reflection and interference.</i>
Connector Type	SMA (Shell=Ground, Center=Signal)
Impedance	50 Ω
ShowLink® Antenna Power	2.5 dBm EIRP
Antenna Type	1 Omni 2.4 GHz
Network Type	IEEE 801.15.4

## OVERVIEW

The Axient® Digital ADX5D dual-channel wireless receiver delivers superior RF performance, spectral efficiency, and transparent audio quality in a portable, slot-in form. As an Axient Digital ADX Series wireless receiver, the ADX5D features ShowLink® Direct Mode that allows remote control of Axient Digital transmitters without the need of external equipment.\* Robust RF. Impeccable audio. Axient Digital quality and performance. All in a portable, slot-in design.

## FEATURES

- Dual-channel slot-in form wireless receiver
- Wide tuning range up to 184 MHz (region dependent)
- High spectral efficiency due to advanced digital modulation scheme offers more wireless channels in available RF space
- High Density (HD) mode provides even higher spectral efficiency (application dependent)
- True digital diversity reception per channel for drop-out resistance and excellent range
- Impeccable audio quality
- Networked control with Wireless Workbench® software and ShurePlus™ Channels iOS app
- 5-segment Channel Quality meters displays per-channel RF link quality
- ADX series receiver with ShowLink Direct Mode allows remote control of Axient Digital transmitters without the need of external equipment\*
- Aux 3.5mm audio output provide connection to headphones or to a balanced line level input
- Three backplate connector options to suit various applications and connector types\*\* (sold separately)
- Accessory Mount with cold shoe adapter (sold separately)
- Removable antennas with standard SMA connectors
- High-resolution OLED display
- USB-C port for firmware upgrades
- Streamline user interface
- Low latency, down to 2 milliseconds

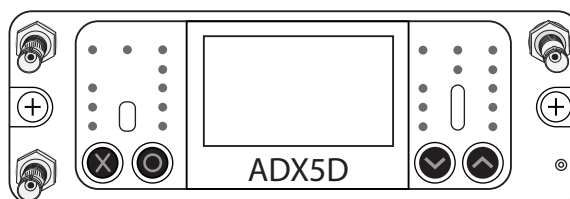
\*ShowLink functionality is not available when integrated with third party control devices in United States models.

\*\*Interference avoidance functionality is limited to MANUAL mode when using DB15 or DB25 backplates with United States models.

## AVAILABLE FREQUENCY BANDS

Band	Frequency (MHz)
G53	470 to 510
G54	479 to 565
G55†	470 to 636*
G56	470 to 636*
G57 (G57+)	470 to 616* (614 to 616**)
G62	510 to 530
G63	487 to 636
H54	520 to 636
K53	606 to 698
K54	606 to 663**
K55	606 to 694
K56	606 to 714
K57	606 to 790
K58	622 to 698
L54	794 to 806
L60	630 to 698
P55	694 to 703, 748 to 758, 803 to 806
R52	794 to 806
JB	806 to 810
X51	920 to 937.5
X55	941 to 960
X56	960 to 1000

Note: Not all frequencies available in all regions. Contact your authorized Shure dealer for availability.  
†Operation mode varies according to region. In Brazil, High Density mode is used. The maximum power level for Peru is 10 mW.  
\* with a gap between 608 to 614 MHz  
\*\* with a gap between 608 to 614 MHz and a gap between 616 to 653 MHz  
\*\*\*Selecting the G57+ band extends the G57 band with 2 MHz of additional spectrum between 614 to 616 MHz. Maximum transmitter power is limited to 10 mW between 614 and 616 MHz



**ADX5D**  
Dual-Channel Portable Digital Wireless Slot Receiver



# AD1 DIGITAL WIRELESS BODYPACK TRANSMITTER

## SPECIFICATIONS

(SUBJECT TO CHANGE)

Gain Offset Range	-12 to 21 dB (in 1 dB steps)
Battery Type	SB900 Series Rechargeable Li-Ion or LR6 AA batteries 1.5 V
Battery Run Time @10 mW	Shure SB900B: up to 8.5 hours Alkaline: up to 8 hours
Dimensions (H x W x D)	3.4 x 2.6 x 0.9 in (86 x 66 x 23 mm)
Weight	5.47 oz (155 g) <i>without batteries</i>
Housing	Cast Metal

## AUDIO INPUT

Connector	4-Pin male mini connector (TA4M) LEMO3 Connector
Configuration	Unbalanced
Impedance	TA4M: 910 kΩ LEMO3: 8.2 kΩ
Maximum Input Level 1 kHz at 1% THD	Pad Off: 8.5 dBV (7.5 Vpp) Pad Off: 20.5 dBV (30 Vpp)
Preamplifier Equivalent Input Noise (EIN) System Gain Setting >20	-120 dBV <i>A-weighted, typical</i>

## RF OUTPUT

Connector	SMA
Antenna Type	1/4 Wave
Impedance	50 Ω
Occupied Bandwidth	<200 kHz
Modulation Type	Shure Axient Digital Proprietary
Power	2 mW, 10 mW, 35 mW <i>Varies by region. See Frequency Range and Output Power Table.</i>
Specific Absorption Rate (SAR)	<0.20 W/kg

## AVAILABLE MODELS

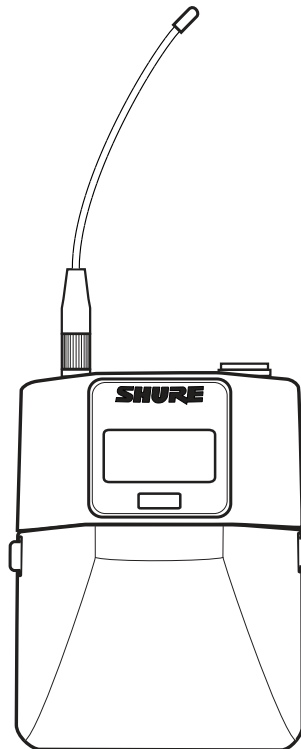
AD1-TQG	Axient Digital Bodypack, TQG (TA4M) Connector
AD1-LEMO3	Axient Digital Bodypack, LEMO3 Connector

## OVERVIEW

AD series bodypack transmitters deliver impeccable audio quality and RF performance with wide-tuning, High Density (HD) mode, and encryption. Features durable metal construction, AA or SB900B rechargeable power (with dockable charging), and TA4 or LEMO3 connector options.

## FEATURES

- Two transmission modes:
  - Standard for optimal coverage
  - New High Density mode for maximum system channel count and robust coverage
- Encryption-enabled, secure transmission
- External contacts for docked charging
- AA or SB900B Li-ion rechargeable batteries
- Detachable ¼ wave antenna
- LEMO3 and TA4M connector options



AD1  
Bodypack Transmitter

## AVAILABLE FREQUENCY BANDS

Band	Range (MHz)	Transmitter Output (mW)
G53	470 to 510	2/10/35
G54	479 to 565	2/10/20
G55	470 to 636*	2/10/35
G56	470 to 636	2/10/35
G57	470 to 616*	2/10/35
G62	510 to 530	2/10/35
H54	520 to 636	2/10/35
K53	606 to 698*	2/10/35
K54	606 to 663**	2/10/35
K55	606 to 694	2/10/35
K56	606 to 714	2/10/35
K57	606 to 790	2/10/35
K58	622 to 698	2/10/35
L54	630 to 787	2/10/35
R52	794 to 806	2/10/35
JB	806 to 810	2/10
X51	925 to 937.5	2/10
X55	941 to 960	2/10/35

Note: Not all frequencies available in all regions. Contact your authorized Shure dealer for availability.  
\* with a gap between 608 to 614 MHz  
\*\* with a gap between 608 to 614 MHz and a gap between 616 to 653 MHz



# AD2 DIGITAL WIRELESS HANDHELD TRANSMITTER

## SPECIFICATIONS

(SUBJECT TO CHANGE)

<b>Gain Offset Range</b>	-12 to 21 dB (in 1 dB steps)
<b>Battery Type</b>	SB900B Rechargeable Li-Ion or LR6 AA batteries 1.5 V
<b>Battery Run Time @10 mW</b>	Shure SB900B: up to 8.5 hours Alkaline: up to 8 hours
<b>Dimensions (L × D)</b>	10.1 × 2.0 in (256 × 51 mm)
<b>Weight</b>	12.0 oz (340 g) <i>without batteries</i>
<b>Housing</b>	Cast Aluminum

## AUDIO INPUT

<b>Configuration</b>	Unbalanced
----------------------	------------

<b>Maximum Input Level 1 kHz at 1% THD</b>	145 dB SPL, typical (SM58®) <i>Note: dependent on microphone type</i>
--	--

## RF OUTPUT

<b>Antenna Type</b>	Integrated Single-Band Helical
---------------------	--------------------------------

<b>Occupied Bandwidth</b>	<200 kHz
---------------------------	----------

<b>Modulation Type</b>	Shure Axient Digital Proprietary
------------------------	----------------------------------

<b>Power</b>	2 mW, 10 mW, 35 mW <i>Varies by region. See Frequency Range and Output Power Table.</i>
--------------	--

<b>Specific Absorption Rate (SAR)</b>	<0.19 W/kg
---------------------------------------	------------

## AVAILABLE MODELS

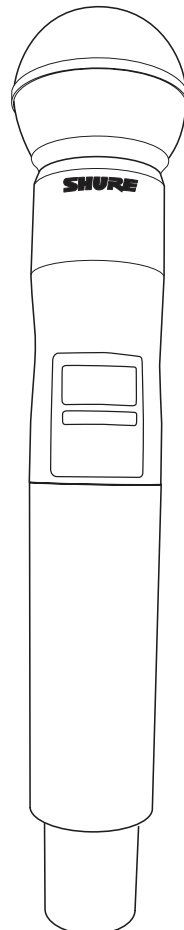
<b>AD2</b>	Axient Digital Handheld Transmitter
<b>AD2/B58A</b>	... with Beta® 58A Supercardioid Dynamic Vocal Wireless Microphone Capsule
<b>AD2/B87A</b>	... with Beta® 87A Supercardioid Condenser Vocal Wireless Microphone Capsule
<b>AD2/B87C</b>	... with Beta® 87A Cardioid Condenser Vocal Wireless Microphone Capsule
<b>AD2/K8N</b>	... with KSM8 Dualdyne™ Cardioid Dynamic Wireless Microphone Capsule (Nickel)
<b>AD2/K8B</b>	... with KSM8 Dualdyne™ Cardioid Dynamic Wireless Microphone Capsule (Black)
<b>AD2/K9N</b>	... with KSM9 Dual-Pattern Condenser Wireless Microphone Capsule (Nickel)
<b>AD2/K9B</b>	... with KSM9 Dual-Pattern Condenser Wireless Microphone Capsule (Black)
<b>AD2/K9HSN</b>	... with KSM9HS Dual-Pattern Condenser Wireless Microphone Capsule (Nickel)
<b>AD2/K9HSB</b>	... with KSM9HS Dual-Pattern Condenser Wireless Microphone Capsule (Black)
<b>AD2/K11N</b>	... with KSM11 Cardioid Condenser Wireless Microphone Capsule (Nickel)
<b>AD2/K11B</b>	... with KSM11 Cardioid Condenser Wireless Microphone Capsule (Black)
<b>AD2/SM58</b>	... with SM58® Cardioid Dynamic Vocal Wireless Microphone Capsule
<b>AD2/VP68</b>	... with VP68 Omnidirectional Condenser Wireless Microphone Capsule

## OVERVIEW

AD series handheld transmitters deliver impeccable audio quality and RF performance with wide-tuning, High Density (HD) mode, and encryption. Features durable metal construction, AA or SB900B rechargeable power (with dockable charging), and black or nickel finish options.

## FEATURES

- Two transmission modes:
  - Standard for optimal coverage
  - New High Density mode for maximum system channel count and robust coverage
- Encryption-enabled, secure transmission
- External contacts for docked charging
- AA or SB900B Li-ion rechargeable batteries
- Backlit LCD with easy-to-navigate menu and controls
- Low-profile, lockable power switch
- Available cartridges: KSM8, KSM9HS, Beta® 87A/87C, Beta® 58A, SM58®, VP68



**AD2**  
Handheld Transmitter

## AVAILABLE FREQUENCY BANDS

Band	Range (MHz)	Transmitter Output (mW)
G53	470 to 510	2/10/35
G54	479 to 565	2/10/20
G55	470 to 636*	2/10/35
G56	470 to 636	2/10/35
G57	470 to 616*	2/10/35
G62	510 to 530	2/10/35
H54	520 to 636	2/10/35
K53	606 to 698*	2/10/35
K54	606 to 663**	2/10/35
K55	606 to 694	2/10/35
K56	606 to 714	2/10/35
K57	606 to 790	2/10/35
K58	622 to 698	2/10/35
L54	630 to 787	2/10/35
R52	794 to 806	2/10/35
JB	806 to 810	2/10
X51	925 to 937.5	2/10
X55	941 to 960	2/10/35

Note: Not all frequencies available in all regions. Contact your authorized Shure dealer for availability.  
\* with a gap between 608 to 614 MHz  
\*\* with a gap between 608 to 614 MHz and a gap between 616 to 653 MHz



# AD3 DIGITAL WIRELESS PLUG-ON TRANSMITTER

## SPECIFICATIONS

(SUBJECT TO CHANGE)

<b>Mic Offset Range</b>	-12 to 21 dB (in 1 dB steps)
<b>Battery Type</b>	Shure SB900 series rechargeable li-ion or AA batteries 1.5 V
<b>Battery Runtime @ 10 mW</b>	Shure SB900B: over 8 hours Alkaline: over 7 hours
<b>Dimensions</b>	126 × 44.5 × 44.5 mm (5.0 × 1.8 × 1.8 in.)
<b>Weight</b>	240 g (8.0 oz), without batteries
<b>Housing</b>	Cast metal
<b>Operating Temperature Range</b>	-14 to 122 °F (-10 to 50 °C)
<b>Storage Temperature Range</b>	-40 to 165 °F (-40 to 74 °C)

## AUDIO INPUT

<b>Connector</b>	3-pin female XLR
<b>Configuration</b>	balanced
<b>Impedance</b>	Pad (-12 dB): 26.64 kΩ 0 dB: 6.64 kΩ Boost (12 dB): 6.64 kΩ
<b>Maximum input Level 1 kHz at 1% THD</b>	Pad (-12 dB): 21 dBV 0 dB: 9 dBV Boost (12 dB): -3 dBV
<b>Preamplifier Equivalent Input Noise</b>	-115 dBV
<b>System Gain Setting</b>	Typical, A-weighted >+20
<b>Phantom Power</b>	+48 V (7 mA maximum) +12 V (15 mA maximum)
<b>High Pass Filter</b>	Two-pole (12 dB per octave), cutoff frequency selectable from 40 to 240 Hz in 20 Hz increments

## RF OUTPUT

<b>Antenna Type</b>	Dipole
<b>Impedance</b>	50 Ω
<b>Occupied Bandwidth</b>	< 200 kHz
<b>Channel-to-Channel Spacing</b>	Standard Mode: 350 kHz High Density Mode: 125 kHz
<b>Modulation Type</b>	Shure Axient Digital Proprietary
<b>Power</b>	2 mW, 10 mW, 35 mW Varies by region. See Frequency Range and Output Power Table.
<b>Specific Absorption Rate (SAR)</b>	<0.12 W/kg

## AVAILABLE MODELS


<b>AD3</b>	Axient Digital Plug-On Wireless Transmitter
------------	---

## OVERVIEW

The Axient® Digital AD3 plug-on transmitter transforms any microphone into an advanced, portable Axient Digital AD Series wireless microphone, delivering impeccable audio quality and RF performance, wide-tuning, and encryption features. Compatible with Axient Digital AD4D and AD4Q receivers in Standard or High Density modes, AD3 features a custom, fast, and secure XLR connector design, support for both AA and Shure SB900-series rechargeable battery options, and simple, user-friendly controls and menus. The AD3 is housed in a lightweight, rugged, metal chassis and is designed to resist sweat, moisture, and debris.

## FEATURES

- Patent-pending locking XLR connector for secure, wobble-free connection
- OLED display with easy-to-navigate menu and controls
- Rugged metal construction that is resistant to dust and moisture
- Automatic input staging optimizes gain setting
- AES 256-bit encryption-enabled for secure transmission
- 300 feet (100 meter) line-of-sight operating range
- Selectable modulation modes optimize performance for spectral efficiency
  - Standard – Optimal coverage, low latency
  - High density – Dramatic increase in max system channel count
- Switchable power levels (2/10/35 mW, region dependent)
- AA battery (included) or Shure SB900B rechargeable battery (sold separately) options
- Optional Shure SB900B lithium-ion rechargeable battery option provides up to 8 hours of continuous use, precision metering, and zero memory effect
- External power and charging option over USB-C port
- Included: 2 × AA alkaline batteries, USB-A to USB-C cable, belt clip/pouch, and zippered bag for storage



**AD3**  
Plug-On Wireless Transmitter

## AVAILABLE FREQUENCY BANDS

Band	Frequency (MHz)	Power (mW)
<b>G53</b>	470 to 510	2/10/35
<b>G54</b>	479 to 565	2/10/20
<b>G55</b>	470 to 636*	2/10/35
<b>G56</b>	470 to 636*	2/10/35
<b>G57</b>	470 to 616*	2/10/35
<b>G62</b>	510 to 530	2/10/35
<b>G63</b>	487 to 636	2/10/30
<b>H54</b>	520 to 636	2/10/35
<b>K53</b>	606 to 698	2/10/35
<b>K54</b>	606 to 663**	2/10/35
<b>K55</b>	606 to 694	2/10/35
<b>K56</b>	606 to 714	2/10/35
<b>K57</b>	606 to 790	2/10/35
<b>K58</b>	622 to 698	2/10/35
<b>L54</b>	794 to 806	2/10
<b>R52</b>	806 to 810	2/10
<b>X51</b>	920 to 937.5	2/10
<b>X55</b>	941 to 960	2/10/35

Note: Not all frequencies available in all regions. Contact your authorized Shure dealer for availability.  
\* with a gap between 608 to 614 MHz  
\*\* with a gap between 608 to 614 MHz and a gap between 616 to 653 MHz

# ADX1 DIGITAL WIRELESS SHOWLINK®-ENABLED BODYPACK TRANSMITTER

## SPECIFICATIONS

(SUBJECT TO CHANGE)

Gain Offset Range	-12 to 21 dB (in 1 dB steps)
Battery Type	SB910 Rechargeable Lithium-Ion
Battery Run Time @10 mW	up to 10 hours
Dimensions (H × W × D)	3.6 × 2.7 × 0.8 in (91 × 68 × 19 mm)
Weight	5.0 oz (142 g) without batteries
Housing	Aluminum

## AUDIO INPUT

Connector	4-Pin male mini connector (TA4M) LEMO3 Connector
Configuration	Unbalanced
Impedance	TA4M: 910 kΩ LEMO3: 8.2 kΩ
Maximum Input Level 1 kHz at 1% THD	Pad Off: 8.5 dBV (7.5 Vpp) Pad On: 20.5 dBV (30 Vpp)
Preamplifier Equivalent Input Noise (EIN) System Gain Setting >20	-120 dBV A-weighted, typical

## RF OUTPUT

Connector	SMA
Antenna Type	UHF 1/4 Wave
Impedance	50 Ω
Occupied Bandwidth	<200 kHz
Modulation Type	Shure Axient Digital Proprietary
Power	2 mW, 10 mW, 20 mW, 40 mW Varies by region. See Frequency Range and Output Power Table.
Specific Absorption Rate (SAR)	<0.20 W/kg

## SHOWLINK®

Network Type	IEEE 802.15.4
Antenna Type	ZigBee Dual Conformal
Frequency Range	2.40 to 2.4835 GHz (24 Channels)
RF Output Power Varies By Region	10 dBm (ERP)

## AVAILABLE MODELS

ADX1-TQG	Axient Digital Showlink®-Enabled Bodypack Transmitter, TA4M Connector
AD1-LEMO3	Axient Digital Showlink®-Enabled Bodypack Transmitter, LEMO3 Connector

## OVERVIEW

ADX1, like all ADX transmitters, sets the stage for exceptional performance, with wide tuning up to 184 MHz, interference protection, advanced rechargeability, streamlined design, and ShowLink® remote control for real-time parameter adjustments right from the booth.

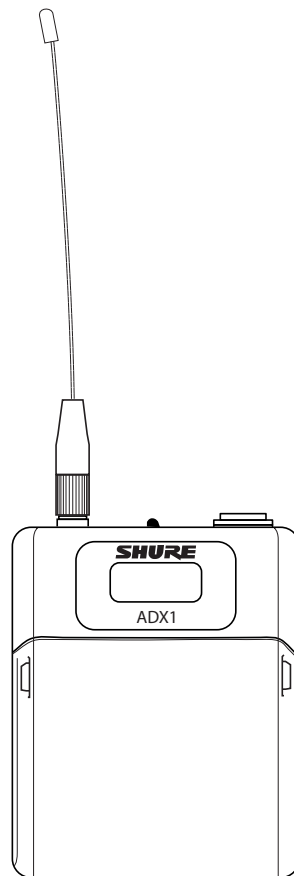
## FEATURES

- Removable antenna and fully concealed buttons and switch
- Two connector options: TA4 and LEMO3
- Advanced control menu with powerful features
- Durable, moisture-resistant\* lightweight metal case
- Up to 10 hours of runtime with SB910 rechargeable batteries
- Diversity ShowLink enabled for remote transmitter control and automatic interference avoidance
- External contacts for docked charging
- Two transmission modes

Standard for optimal coverage

New High Density for maximum system channel count and robust coverage

- Encryption-enabled, secure transmission



ADX1  
Showlink®-Enabled Bodypack Transmitter

## AVAILABLE FREQUENCY BANDS

Band	Range (MHz)	Transmitter Output (mW)
G53	470 to 510	2/10/40
G54	479 to 565	2/10/20
G55	470 to 636*	2/10/40
G56	470 to 636	2/10/40
G57	470 to 616*	2/10/40
G62	510 to 530	2/10/40
H54	520 to 636	2/10/40
K53	606 to 698*	2/10/40
K54	606 to 663**	2/10/40
K55	606 to 694	2/10/40
K56	606 to 714	2/10/40
K57	606 to 790	2/10/40
K58	622 to 698	2/10/40
L54	630 to 787	2/10/40
R52	794 to 806	2/10/40
JB	806 to 810	2/10/40
X51	925 to 937.5	2/10
X55	941 to 960	2/10/40

Note: Not all frequencies available in all regions. Contact your authorized Shure dealer for availability.

\* with a gap between 608 to 614 MHz

\*\* with a gap between 608 to 614 MHz and a gap between 616 to 653 MHz

# ADX1M DIGITAL WIRELESS SHOWLINK®-ENABLED MICRO BODYPACK TRANSMITTER

## SPECIFICATIONS

(SUBJECT TO CHANGE)

Gain Offset Range	-12 to 21 dB (in 1 dB steps)
Battery Type	Shure SB910M Rechargeable Li-Ion
Battery Run Time @10 mW	up to 7 hours
Dimensions (H × W × D)	2.4 × 2.7 × 0.7 in (60.4 × 68.0 × 18.0 mm)
Weight	2.4 oz (68 g) without battery
Housing	Ultem® (PEI)

## AUDIO INPUT

Connector	LEM03 Connector
Configuration	Unbalanced
Impedance	8.2 kΩ
Maximum Input Level 1 kHz at 1% THD	Pad Off: 8.5 dBV (7.5 Vpp)
Preamplifier Equivalent Input Noise (EIN) System Gain Setting >20	-120 dBV A-weighted, typical

## RF OUTPUT

Antenna Type	Integrated Helical
Impedance	50 Ω
Occupied Bandwidth	<200 kHz
Modulation Type	Shure Axient Digital Proprietary
Power	2 mW, 10 mW, 20 mW Varies by region. See Frequency Range and Output Power Table.
Specific Absorption Rate (SAR)	<0.24 W/kg

## AVAILABLE MODELS

ADX1M	Axient Digital ShowLink®-Enabled Micro Bodypack Transmitter, LEM03 Connector
-------	--

## OVERVIEW

ADX1M delivers impeccable audio quality and RF performance, and is equipped with ShowLink® remote control for real-time parameter adjustments and interference avoidance. The contoured form factor and lightweight PEI construction offer both comfort and heat resistance. This transmitter features wide tuning, High Density (HD) mode, encryption, and advanced rechargeability. Membrane switches and LEMO connector protect against moisture, while the OLED display provides excellent visibility in low-light environments.

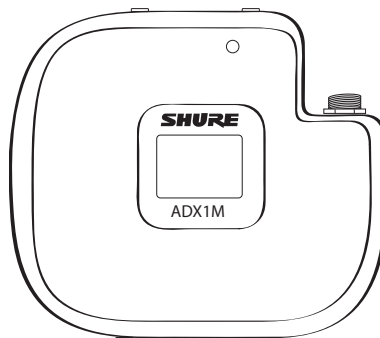
## FEATURES

- Small and streamlined design for better concealment and wear (68mm × 60mm × 18mm)
- High-contrast OLED display
- Diversity ShowLink enabled for remote transmitter control and automatic interference avoidance
- Patent-pending internal adaptive antenna for optimized signal when ADX1M is worn against the body
- Ultem® PEI construction for heat resistance and durability
- Recessed LEMO connector
- Sealed buttons and LEMO connection for protection against sweat and moisture ingress\*
- Two transmission modes:
  - Standard for optimal coverage
  - New High Density for maximum system channel count and robust coverage
- Encryption-enabled, secure transmission
- Up to 7 hours of runtime with SB910M rechargeable batteries
- Detachable belt clip

## AVAILABLE FREQUENCY BANDS

Band	Range (MHz)	Transmitter Output (mW)
G53	470 to 510	2/10/20
G54	479 to 565	2/10/20
G55	470 to 636*	2/10/20
G56	470 to 636	2/10/20
G57	470 to 616*	2/10/20
G62	510 to 530	2/10/20
H54	520 to 636	2/10/20
K53	606 to 698*	2/10/20
K54	606 to 663**	2/10/20
K55	606 to 694	2/10/20
K56	606 to 714	2/10/20
K57	606 to 790	2/10/20
K58	622 to 698	2/10/20
L54	630 to 787	2/10/20
R52	794 to 806	2/10/20
JB	806 to 810	2/10/20
X51	925 to 937.5	2/10
X55	941 to 960	2/10/35

Note: Not all frequencies available in all regions. Contact your authorized Shure dealer for availability.  
 \* with a gap between 608 to 614 MHz  
 \*\* with a gap between 608 to 614 MHz and a gap between 616 to 653 MHz



ADX1M  
Micro Bodypack Transmitter

# ADX2 DIGITAL WIRELESS SHOWLINK®-ENABLED HANDHELD TRANSMITTER

## SPECIFICATIONS

(SUBJECT TO CHANGE)

Gain Offset Range	-12 to 21 dB (in 1 dB steps)
Battery Type	SB920A Rechargeable Lithium-Ion
Battery Run Time @10 mW	up to 9 hours
Dimensions (L × Dia.)	10.0 × 2.0 in (254 × 51 mm)
Weight	11.9 oz (338 g) without battery
Housing	Cast Aluminum

### AUDIO INPUT

Configuration	Unbalanced
Maximum Input Level 1 kHz at 1% THD	145 dB SPL, typical (SM58) Note: dependent on microphone type

### RF OUTPUT

Antenna Type	Integrated Single-Band Helical
Occupied Bandwidth	<200 kHz
Modulation Type	Shure Axient Digital Proprietary
Power	2 mW, 10 mW, 20 mW, 40 mW Varies by region. See Frequency Range and Output Power Table.
Specific Absorption Rate (SAR)	<0.19 W/kg

### SHOWLINK®

Network Type	IEEE 802.15.4
Antenna Type	ZigBee Dual Conformal
Frequency Range	2.40 to 2.4835 GHz (24 Channels)
RF Output Power Varies By Region	10 dBm (ERP)

### AVAILABLE MODELS

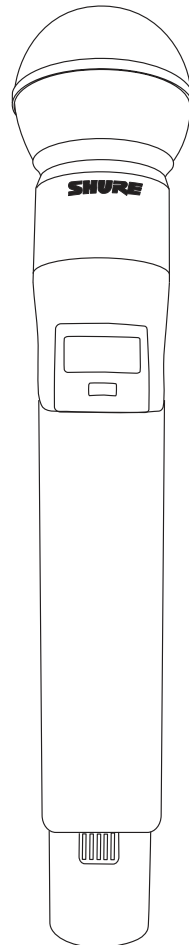
ADX2	Axient Digital Showlink®-Enabled Handheld Transmitter
ADX2/B58A	... with Beta® 58A Supercardioid Dynamic Vocal Wireless Microphone Capsule
ADX2/B87A	... with Beta® 87A Supercardioid Condenser Vocal Wireless Microphone Capsule
ADX2/B87C	... with Beta® 87C Cardioid Condenser Vocal Wireless Microphone Capsule
ADX2/K8N	... with KSM8 Dualdyne™ Cardioid Dynamic Wireless Microphone Capsule (Nickel)
ADX2/K8B	... with KSM8 Dualdyne™ Cardioid Dynamic Wireless Microphone Capsule (Black)
ADX2/K9N	... with KSM9 Dual-Pattern Condenser Wireless Microphone Capsule (Nickel)
ADX2/K9B	... with KSM9 Dual-Pattern Condenser Wireless Microphone Capsule (Black)
ADX2/K9HSN	... with KSM9HS Dual-Pattern Condenser Wireless Microphone Capsule (Nickel)
ADX2/K9HSB	... with KSM9HS Dual-Pattern Condenser Wireless Microphone Capsule (Black)
ADX2/K11N	... with KSM11 Cardioid Condenser Wireless Microphone Capsule (Nickel)
ADX2/K11B	... with KSM11 Cardioid Condenser Wireless Microphone Capsule (Black)
ADX2/SM58	... with SM58® Cardioid Dynamic Vocal Wireless Microphone Capsule
ADX2/VP68	... with VP68 Omnidirectional Condenser Wireless Microphone Capsule

## OVERVIEW

ADX2, like all ADX transmitters, sets the stage for exceptional performance, with wide tuning up to 184 MHz, interference protection, advanced rechargeability, streamlined design, and ShowLink remote control for real-time parameter adjustments right from the booth.

## FEATURES

- Durable, moisture-resistant, lightweight metal case
- Available in black or nickel finish
- Up to 9 hours of runtime with SB920A rechargeable batteries
- External contacts for docked charging with optional fully covered radome
- Diversity ShowLink enabled for remote transmitter control and automatic interference avoidance
- Two transmission modes
  - Standard for optimal coverage
  - New High Density for maximum system channel count and robust coverage
- Encryption-enabled, secure transmission



ADX2  
Showlink®-Enabled Handheld Transmitter

### AVAILABLE FREQUENCY BANDS

Band	Range (MHz)	Transmitter Output (mW)
G53	470 to 510	2/10/40
G54	479 to 565	2/10/20
G55	470 to 636*	2/10/40
G56	470 to 636	2/10/40
G57	470 to 616*	2/10/40
G62	510 to 530	2/10/40
H54	520 to 636	2/10/40
K53	606 to 698*	2/10/40
K54	606 to 663**	2/10/40
K55	606 to 694	2/10/40
K56	606 to 714	2/10/40
K57	606 to 790	2/10/40
K58	622 to 698	2/10/40
L54	630 to 787	2/10/40
R52	794 to 806	2/10/40
JB	806 to 810	2/10/40
X51	925 to 937.5	2/10
X55	941 to 960	2/10/40

Note: Not all frequencies available in all regions. Contact your authorized Shure dealer for availability.  
\* with a gap between 608 to 614 MHz  
\*\* with a gap between 608 to 614 MHz and a gap between 616 to 653 MHz



# ADX2FD DIGITAL WIRELESS SHOWLINK®-ENABLED FREQUENCY DIVERSITY HANDHELD TRANSMITTER

## SPECIFICATIONS

(SUBJECT TO CHANGE)

<b>Gain Offset Range</b>	-12 to 21 dB (in 3 dB steps)
<b>Battery Type</b>	SB920A Rechargeable Lithium-Ion
<b>Battery Run Time @10 mW</b>	Single-Carrier Mode: up to 9 hours Frequency Diversity: up to 6.5 hours
<b>Dimensions (L × Dia.)</b>	10.0 × 2.0 in (254 × 51 mm)
<b>Weight</b>	11.9 oz (338 g) without battery
<b>Housing</b>	Cast Aluminum

## AUDIO INPUT

<b>Configuration</b>	Unbalanced
----------------------	------------

<b>Maximum Input Level 1 kHz at 1% THD</b>	145 dB SPL, typical (SM58) <i>Note: dependent on microphone type</i>
--	---

## RF OUTPUT

<b>Antenna Type</b>	Integrated Dual-Band Helical
---------------------	------------------------------

<b>Occupied Bandwidth</b>	<200 kHz
---------------------------	----------

<b>Channel-to-Channel Spacing</b>	Standard Mode: 350 kHz High-Density Mode: 125 kHz
-----------------------------------	--

<b>Modulation Type</b>	Shure Axient Digital Proprietary
------------------------	----------------------------------

<b>Power</b>	Single Carrier Mode: 2 mW, 10 mW, 20 mW, 50 mW Frequency Diversity Mode: 2 × 20 mW <i>Varies by region. See Frequency Range and Output Power Table.</i>
--------------	---

<b>Specific Absorption Rate (SAR)</b>	<0.21 W/kg
---------------------------------------	------------

## SHOWLINK®

<b>Network Type</b>	IEEE 802.15.4
---------------------	---------------

<b>Antenna Type</b>	ZigBee Dual Conformal
---------------------	-----------------------

<b>Frequency Range</b>	2.40 to 2.4835 GHz (24 Channels)
------------------------	----------------------------------

<b>RF Output Power Varies By Region</b>	10 dBm (ERP)
---	--------------

## AVAILABLE MODELS

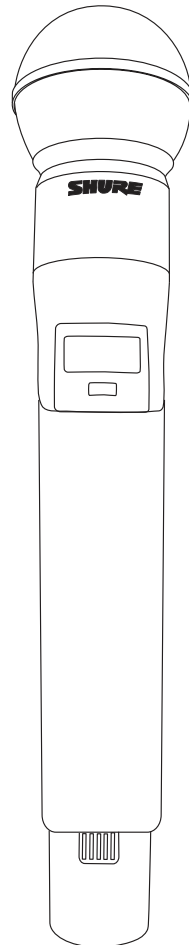
<b>ADX2FD</b>	Axient Digital Showlink®-Enabled Frequency Diversity Handheld Transmitter
<b>ADX2FD/B58A</b>	... with Beta® 58A Supercardioid Dynamic Vocal Wireless Microphone Capsule
<b>ADX2FD/B87A</b>	... with Beta® 87A Supercardioid Condenser Vocal Wireless Microphone Capsule
<b>ADX2FD/B87C</b>	... with Beta® 87A Cardioid Condenser Vocal Wireless Microphone Capsule
<b>ADX2FD/K8N</b>	... with KSM8 Dualdyne™ Cardioid Dynamic Wireless Microphone Capsule (Nickel)
<b>ADX2FD/K8B</b>	... with KSM8 Dualdyne™ Cardioid Dynamic Wireless Microphone Capsule (Black)
<b>ADX2FD/K9N</b>	... with KSM9 Dual-Pattern Condenser Wireless Microphone Capsule (Nickel)
<b>ADX2FD/K9B</b>	... with KSM9 Dual-Pattern Condenser Wireless Microphone Capsule (Black)
<b>ADX2FD/K9HSN</b>	... with KSM9HS Dual-Pattern Condenser Wireless Microphone Capsule (Nickel)
<b>ADX2FD/K9HSB</b>	... with KSM9HS Dual-Pattern Condenser Wireless Microphone Capsule (Black)
<b>ADX2FD/K11N</b>	... with KSM11 Cardioid Condenser Wireless Microphone Capsule (Nickel)
<b>ADX2FD/K11B</b>	... with KSM11 Cardioid Condenser Wireless Microphone Capsule (Black)
<b>ADX2FD/SM58</b>	... with SM58® Cardioid Dynamic Vocal Wireless Microphone Capsule
<b>ADX2FD/VP68</b>	... with VP68 Omnidirectional Condenser Wireless Microphone Capsule

## OVERVIEW

ADX2FD, like all ADX transmitters, sets the stage for exceptional performance, with wide tuning up to 184 MHz, interference protection, advanced rechargeability, streamlined design, and ShowLink remote control for real-time parameter adjustments right from the booth.

## FEATURES

- Ability to transmit RF signal on two discrete carriers
- Optional 50 mW High Power mode for driving increased power on a single frequency
- Durable, moisture-resistant, lightweight metal case
- Available in black or nickel finish
- Up to 6.5 hours of runtime with SB920A rechargeable batteries when transmitting on two RF carriers, Up to 9 hours of battery life when transmitting on a single RF carrier
- External contacts for docked charging with optional fully-covered radome
- Diversity ShowLink® enabled for remote transmitter control and automatic interference avoidance
- Two transmission modes
  - Standard for optimal coverage
  - New High Density for maximum system channel count and robust coverage
- Encryption-enabled, secure transmission



**ADX2FD**  
Showlink®-Enabled Frequency Diversity Handheld Transmitter

## AVAILABLE FREQUENCY BANDS

Band	Range (MHz)	Transmitter Output (mW)	
		Single Carrier	Frequency Diversity
G53	470 to 510	2/10/50	2/10/20
G54	479 to 565	2/10/20	2/10/20
G55	470 to 636*	2/10/50	2/10/20
G56	470 to 636	2/10/50	2/10/20
G57	470 to 616*	2/10/50	2/10/20
G62	510 to 530	2/10/50	2/10/20
H54	520 to 636	2/10/50	2/10/20
K53	606 to 698*	2/10/50	2/10/20
K54	606 to 663**	N/A	
K55	606 to 694	2/10/50	2/10/20
K56	606 to 714	2/10/50	2/10/20
K57	606 to 790	2/10/50	2/10/20
K58	622 to 698	2/10/50	2/10/20
L54	630 to 787	2/10/50	2/10/20
R52	794 to 806	2/10/50	2/10/20
JB	806 to 810	N/A	
X51	925 to 937.5	2/10	2/10/20
X55	941 to 960	2/10/50	2/10/35

Note: Not all frequencies available in all regions. Contact your authorized Shure dealer for availability.  
\* with a gap between 608 to 614 MHz  
\*\* with a gap between 608 to 614 MHz and a gap between 616 to 653 MHz



# ADX3 DIGITAL WIRELESS SHOWLINK®-ENABLED PLUG-ON TRANSMITTER

## SPECIFICATIONS

(SUBJECT TO CHANGE)

<b>Mic Offset Range</b>	-12 to 21 dB (in 1 dB steps)
<b>Battery Type</b>	Shure SB900-series rechargeable li-ion or LR6 AA batteries 1.5 V
<b>Battery Runtime @ 10 mW</b>	Shure SB900B: >6 hours Alkaline: >5 hours
<b>Dimensions</b>	5.0 × 1.8 × 1.8 in. (126 × 44.5 × 44.5 mm)
<b>Weight</b>	240 g (8.0 oz), without batteries 263 g (9.2 oz), with AA Batteries 280 g (9.8 oz), with SB900B
<b>Housing</b>	Cast metal
<b>Operating Temperature Range</b>	-14 to 122 °F (-10 to 50 °C) <i>Note: battery characteristics may limit this range</i>
<b>Storage Temperature Range</b>	-40 to 165 °F (-40 to 74 °C) <i>Note: battery characteristics may limit this range</i>

## AUDIO INPUT

<b>Connector</b>	3-pin female XLR
<b>Configuration</b>	balanced
<b>Impedance</b>	Pad (-12 dB): 26.64 kΩ 0 dB: 6.64 kΩ Boost (12 dB): 6.64 kΩ
<b>Maximum input Level 1 kHz at 1% THD</b>	Pad (-12 dB): 21 dBV 0 dB: 9 dBV Boost (12 dB): -3 dBV
<b>Preamplifier Equivalent Input Noise System Gain Setting 1+20</b>	-115 dBV <i>A-weighted, typical</i>
<b>Phantom Power</b>	+48 V (7 mA maximum) +12 V (15 mA maximum)
<b>High Pass Filter</b>	Two-pole (12 dB per octave), cutoff frequency selectable from 40 to 240 Hz in 20 Hz increments

## RF OUTPUT

<b>Antenna Type</b>	Dipole
<b>Impedance</b>	50 Ω
<b>Occupied Bandwidth</b>	<200 kHz
<b>Channel-to-Channel Spacing</b>	Standard Mode: 350 kHz High Density Mode: 125 kHz
<b>Modulation Type</b>	Shure Axient Digital Proprietary
<b>Power</b>	2 mW, 10 mW, 35 mW <i>Varies by region. See Frequency Range and Output Power Table.</i>
<b>Specific Absorption Rate (SAR)</b>	<0.1 W/kg
<b>SHOWLINK®</b>	
<b>Network Type</b>	IEEE 802.15.4
<b>Antenna Type</b>	Dipole
<b>Frequency Range</b>	2.4000 to 2.4835 GHz (16 Channels)
<b>RF output Power</b>	10 dBm (ERP) <i>Varies by region</i>

## AVAILABLE MODELS

<b>ADX3</b>	Axient Digital Wireless Showlink®-Enabled Plug-On Transmitter
-------------	---

## OVERVIEW

Shure Axient Digital ADX series transmitters deliver impeccable audio quality and RF performance and are equipped with ShowLink remote control for realtime parameter adjustments and interference avoidance. The Shure ADX3 plug-on transmitter transforms any microphone into an advanced, portable Axient Digital ADX Series wireless microphone with wide-tuning, High Density (HD) mode, encryption, and advanced rechargeability. ADX3 features a patented locking mechanism for secure, wobble-free connection and supports both conventional AA and Shure SB900-series rechargeable batteries. The ADX3 is housed in a lightweight, rugged, metal chassis and is designed to resist sweat, moisture, and debris.


## FEATURES

- Axient Digital ADX Series wireless plug-on transmitter
- ShowLink enabled for comprehensive, real-time control of all Axient Digital transmitter parameters from the mix position
- Patented locking mechanism for secure, wobble-free connection
- OLED display with easy-to-navigate menu and controls
- Rugged metal construction that is resistant to dust and moisture
- Automatic input staging optimizes gain setting
- AES 256-bit encryption-enabled for secure transmission
- 300 feet (100 meter) line-of-sight operating range
- Selectable modulation modes optimize performance for spectral efficiency
  - Standard – Optimal coverage, low latency
  - High density – Dramatic increase in max system channel count
- Switchable power levels (2/10/35 mW, region dependent)
- Shure SB900B rechargeable battery (included) or AA battery (sold separately) options
- Shure SB900B lithium-ion rechargeable battery option provides up to 6.5 hours of continuous use (depending on configuration and use), precision metering, and zero memory effect
- External power and charging option over USB-C port
- Included: 2 × SB900B batteries, USB-A to USB-C cable, belt clip/pouch, and zippered bag for storage

## AVAILABLE FREQUENCY BANDS

Band	Frequency (MHz)	Power (mW) Delivered to Antenna Port
<b>G53</b>	470 to 510	2/10/35
<b>G54</b>	479 to 565	2/10/20
<b>G55</b>	470 to 636*	2/10/35
<b>G56</b>	470 to 636	2/10/35
<b>G57</b>	470 to 616*	2/10/35
<b>G62</b>	510 to 530	2/10/35
<b>G63</b>	487 to 636	2/10
<b>H54</b>	520 to 636	2/10/35
<b>K54</b>	606 to 663**	2/10/35
<b>K55</b>	606 to 694	2/10/35
<b>K56</b>	606 to 714	2/10/35
<b>K57</b>	606 to 790	2/10/35
<b>K58</b>	622 to 698	2/10/35
<b>P55</b>	694 to 806***	2/10/35
<b>R52</b>	794 to 806	2/10
<b>JB</b>	806 to 810	2/10
<b>X55</b>	941 to 960	2/10/35
<b>X56</b>	960 to 1000	2/10/35

Note: Not all frequencies available in all regions. Contact your authorized Shure dealer for availability.  
\* with a gap between 608 to 614 MHz  
\*\* with a gap between 608 to 614 MHz and a gap between 616 to 653 MHz  
\*\*\* with a gap between 703 to 748 MHz and a gap between 758 to 803 MHz



**ADX3**  
Showlink®-Enabled Plug-On  
Wireless Transmitter

# AD600 DIGITAL SPECTRUM MANAGER

## SPECIFICATIONS

(SUBJECT TO CHANGE)

<b>RF Tuning</b>	
Frequency Range	174–2000 MHz
RF Tuning Step Size	25 / 200 kHz
Noise Floor	-154 dBm/Hz
Image Rejection	>90 dB
Spurious Response	<-100 dBm
Dimensions (H × W × D)	1.7 × 19.0 × 11.25 in (43 × 482 × 285.7 mm)
Weight	8.15 lbs (3.7 kg)
Housing	Steel
Power Requirements	110 to 240 VAC, 50–60 Hz
Current Drain	1.2 A
Operating Temperature Range	0 to 122 °F (-18 to 50 °C)
Storage Temperature Range	-20 to 165 °F (-29 to 74 °C)

### RF INPUT

Connector Type	BNC
Impedance	50 Ω
Maximum Input Level	+10 dBm
Bias Voltage	12–13.5 VDC

### HEADPHONE MONITOR AUDIO OUTPUT

Audio Frequency Response	20 Hz – 20 kHz, ± 3 dB
Configuration	1/4" (6.3 mm) connector; unbalanced stereo
Impedance	63 Ω
Maximum Signal Level	300 mW
Pin Assignments	Tip: Audio +, Left Ring: Audio +, Right Sleeve: Ground

### NETWORKING


Network Interface	Quad Port Ethernet 10/100/1000 Mbps Redundant Dante Support PoE supported on the control ports
Network Addressing Capability	DHCP or Manual IP Address

## OVERVIEW

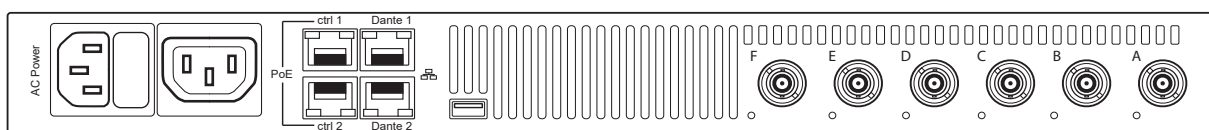
The Shure AD600 Digital Spectrum Manager is a powerful tool for planning and managing frequency coordination. Use the guided coordination features to plan, scan, and deploy frequencies to your entire system. Additional tools are available to analyze the spectrum, capture data, and monitor audio from compatible devices on your network. The AD600 is a single-tool solution to manage the RF spectrum.

## FEATURES

- Advanced, comprehensive frequency coordination for your network
- Fast, real-time scanning to find available frequencies and monitor RF activity
- Large, 6.6-inch (16.75 cm) color display for viewing and analyzing the RF spectrum
- Guided RF coordination to save time and effort in challenging RF environments
- Tools for viewing, analyzing, and listening to frequency activity
- Tuning Range: 174 MHz to 2 GHz for support of multiple frequency bands
- 6 antenna connections to support multiple devices and increase coverage options
- Data capture and storage to archive RF information for analysis
- Network enabled for large-scale system deployments
- USB connection for external data storage of scans, event logs, and other data
- Dante enabled for advanced audio monitoring of your network
- Compatible with Wireless Workbench to extend control and monitoring options



AD600 Digital Spectrum Manager  
Front Panel



AD600 Digital Spectrum Manager  
Back Panel



# AXT630 & AXT631 ANTENNA DISTRIBUTION SYSTEMS

## SPECIFICATIONS

(SUBJECT TO CHANGE)

<b>Dimensions (H x W x D)</b>	1.7 x 19.0 x 14.4 in (44 x 483 x 366 mm)
<b>Weight</b>	10.1 lbs (4.6 kg)
<b>Housing</b>	Steel; Extruded Aluminum
<b>Operating Temperature Range</b>	0 to 140 °F (-18 to 63 °C)
<b>Storage Temperature Range</b>	-20 to 165 °F (-20 to 74 °C)
<b>Power Requirements</b>	100 to 240 VAC, 50-60 Hz
<b>Current Drain</b>	1.0 A RMS (referenced at 120 VAC)

### RF INPUT

<b>Connector Type</b>	BNC
<b>Configuration</b>	Unbalanced, active

<b>Band Filters</b>	AXT630: Wideband: 740-698 MHz Band G1: 470-530 MHz Band H4: 518-578 MHz Band J5: 578-638 MHz Band L3: 638-698 MHz
---------------------	---

	AXT631: Wideband: 606-814 MHz Band K4E: 606-666 MHz Band M8: 666-730 MHz Band P8, P9: 710-790 MHz Band Q5: 740-814 MHz
--	--

<b>Impedance</b>	50 Ω
------------------	------

<b>Bias Voltage</b>	12 VDC, 150 mA (300 mA maximum)
---------------------	---------------------------------

<b>RF Frequency Range</b>	AXT630: 470-698 MHz AXT631: 606-814 MHz
---------------------------	--

### DISTRIBUTION OUTPUT

<b>Connector Type</b>	BNC (4 pairs)
<b>Configuration</b>	Unbalanced, Active

<b>Impedance</b>	50 Ω
------------------	------

<b>Gain Adjustment Range</b>	Cascade Enabled: -15 to 0 dB (in 1 dB steps) Cascade Disabled: -12 to +3 dB (in 1 dB steps)
------------------------------	--

<b>Output Intercept Point</b>	>25 dBm, typical
-------------------------------	------------------

### CASCADE OUTPUT

<b>Connector Type</b>	BNC (1 pair)
<b>Configuration</b>	Unbalanced, wideband

<b>Impedance</b>	50 Ω
------------------	------

<b>Insertion Loss</b>	<5 dB
-----------------------	-------

### NETWORKING

<b>Power Over Ethernet (PoE)</b>	50 VDC, Class 1
----------------------------------	-----------------

<b>Network Interface</b>	Dual Port Ethernet 10/100
--------------------------	---------------------------

<b>Network Addressing Capability</b>	DHCP or Manual IP Address
--------------------------------------	---------------------------

## OVERVIEW

Antenna Distribution Systems send the RF signal from a single pair of antennas to multiple receivers. Ultra-linear amplification and adjustable attenuation optimize performance in difficult RF environments. Selectable input filters match the available frequency bands of transmitters, providing extra protection from strong out-of-band signals. BNC antenna output pairs distribute band-filtered signal to up to 4 receivers. A pair of wideband cascade ports supplies a wideband RF signal to Spectrum Managers or additional antenna distribution amplifiers. Networking enables Wireless Workbench® 6 system control of filtering ranges and attenuation. To maximize use of available RF spectrum, two models of the Antenna Distribution System are available. The AXT630 covers a frequency range of 470-698 MHz and the AXT631 covers a frequency range of 606-814 MHz.

## FEATURES

- Selectable input filtering provides system-wide protection against strong out-of-band signals
- Wideband filtering option covers multiple bands
- Up to 15 dB of selectable RF attenuation for signal-to-noise optimization
- Front panel interface and Wireless Workbench 6 software control provide easy setup and control of filtering, antenna power, and attenuation
- BNC outputs: 4 antenna output pairs
- Wideband RF cascade port with selectable 3 dB make-up gain for connecting wideband devices
- Ethernet Networking: 2 PoE enabled Ethernet ports
- IEC power ports enable daisy-chaining of AC power

## OPTIONAL ACCESSORIES

### 1/2 Wave Antennas

Model	Frequency Range	Model	Frequency Range
UA8-518-578	For frequency range 518-578 MHz	<b>In-Line RF Amplifiers</b>	
UA8-578-638	For frequency range 578-638 MHz	UA834WB	In-Line Antenna Amplifier (470-902 MHz)
UA8-638-698	For frequency range 638-698 MHz	UA834XA	In-Line Antenna Amplifier (902-960 MHz)
UA8-572-596	For frequency range 572-596 MHz	<b>Active Directional Antennas</b>	
UA8-554-590	For frequency range 554-590 MHz	UA874US	Active Directional Antenna (470-698 MHz)
UA8-470-530	For frequency range 470-530 MHz	UA874E	Active Directional Antenna (470-790 MHz)
UA8-500-560	For frequency range 500-560 MHz	UA874WB	Active Directional Antenna (470-900 MHz)
UA8-900-1000	For frequency range 900-1000 MHz	UA874X	Active Directional Antenna (925-952 MHz)
UA8-470-542	For frequency range 470-542 MHz	UA874XA	Active Directional Antenna (902-960 MHz)
UA8-554-626	For frequency range 554-626 MHz	UA864HI	Wall-Mounted Active Directional Antenna (530-790 MHz)
UA8-626-698	For frequency range 626-698 MHz	UA864A	Wall-Mounted Active Directional Antenna (650-952 MHz)


### Antennas

Model	Description	Model	Description
UA860SWB	Passive Omnidirectional Antenna (470-1100 MHz)	<b>Cables</b>	
PA805SWB	Passive Directional Antenna (470-952 MHz)	UA825	25-foot Coaxial Cable RG8/X
HA-8089	Helical Antenna (480-900 MHz)	UA850	50-foot Coaxial Cable RG8/X
HA-8091	Domed Helical Antenna (460-900 MHz)		

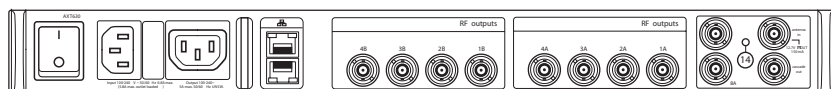
## INCLUDED COMPONENTS

95N2035	2-foot Coaxial Antenna Cable (RG-58) (12)	C8006	Shielded 8-inch Ethernet Jumper Cable (1)
95A9128	IEC AC Power Cable (1)	90XN1371	Hardware Kit (1)
95A9129	IEC AC Extension Cable (1)	95B9023	22-inch Coaxial Cable* (1)
C803	Shielded 3-foot Ethernet Cable (1)	95C9023	33-inch Coaxial Cable* (1)

\*with integrated bulkhead for front mounting antennas.



AXT630 Antenna Distribution System  
Front Panel



AXT630 Antenna Distribution System  
Back Panel

# AD610 SHOWLINK® WIRELESS ACCESS POINT

## SPECIFICATIONS

(SUBJECT TO CHANGE)

Antenna Type	2 Omnidirectional 2.4 GHz
Capacity	24 Axient/Axient Digital Transmitters
Mounting Type	WA371 Mic Clip of 1/4-20 thread mount
Operating Temperature Range	0 to 140 °F (-18 to 60 °C)
Storage Temperature Range	-20 to 165 °F (-29 to 74 °C)
Dimensions (H × W × D)	7.48 × 4.0 × 1.85 in (190 × 102 × 47 mm)
Weight	16.3 oz (464 g), without antennas
Housing	Extruded Aluminum
Power Requirements	Power over Ethernet (PoE) Class: 136 to 57 V DC/V AC External Power Supply (if PoE is unavailable): 15 V DC (600 mA), double insulated

## SHOWLINK®

Network Type	IEEE 802.15.4
Frequency Range	2.40 to 2.4836 GHz (16 channels)
RF Output Power	10 dBm (ERP)/20 dBm (ERP) <i>Dependent on applicable country regulations</i>
Working Range	Under typical conditions: 150 m (500 ft) Line of Sight, outdoors for a single system: 500 m (1600 ft) <i>Note: Actual range depends on RF signal absorption, reflection and interference</i>

## ANTENNA CONNECTION

Connector	2 SMA (Shell: Ground, Center: Signal)
Impedance	50 Ω

## SCANNING RADIO

Scanner RF Sensitivity	-106 dBm, typical (integrated antenna)
------------------------	--

## NETWORKING

Network Interface	Ethernet 10/100
Network Addressing Capability	DHCP or Manual IP Address

## AVAILABLE MODELS

AD610	Axient Digital ShowLink® Wireless Access Point
-------	--

## FURNISHED ACCESSORIES

WA371	Wireless microphone clip for mounting on a microphone stand
31A1856	Euro Thread adapter for WA371
C825	Shielded 25-foot Ethernet cable for ShowLink® Access Point, RJ45-to-EtherCon connection
PS43	Power Supply (Regionally-Dependent)

## OPTIONAL ACCESSORIES

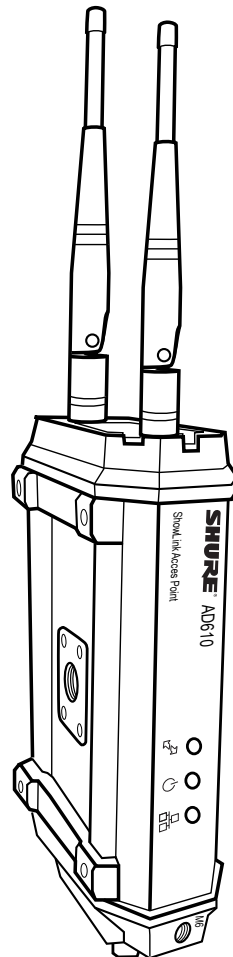
AXT644	Directional 2.4 GHz Patch Antenna
--------	-----------------------------------

## OVERVIEW

The AD610 ShowLink® access point enables real-time remote control of all ShowLink-enabled Axient® transmitters, including both ADX and AXT series models. The access point allows comprehensive management of transmitter parameters from the receiver or Wireless Workbench® using 2.4 GHz (IEEE 802.15.4) wireless communication. All parameter changes occur without interruption to the performer

## FEATURES

- Wireless network connectivity between all linked transmitters and access points
- Enables real-time wireless remote control of up to 24 transmitters per access point
- ShowLink offers ability to adjust gain, change frequencies, mute signals and more
- True Diversity antenna scheme maintains a robust link in the 2.4 GHz frequency range
- Automatic channel selection scans the 2.4 GHz range for the best channel. Scans can be saved for future analysis in Wireless Workbench
- Automatic frequency agility moves the network to the best available channel if signal degrades
- Is compatible with Axient Digital ADX series and Axient analog (AXT series) systems.



AD610 ShowLink® Wireless Access Point

# SBRC SHURE BATTERY RACK CHARGER

## SPECIFICATIONS

(SUBJECT TO CHANGE)

<b>Battery Type</b>	Up to 8 rechargeable Li-Ion batteries
<b>Charge Time</b>	50%=1 hour; 100%=3 hours
<b>Charging Module Type</b>	Up to 4 charging modules in any combination
<b>Operating Temperature Range</b> <i>Note: Battery characteristics may limit this range</i>	0 to 145 °F (-18 to 63 °C)
<b>Battery Charging Temperature Range</b> <i>Note: Battery characteristics may limit this range</i>	32 to 140 °F (0 to 60 °C)
<b>Storage Temperature Range</b> <i>Note: Battery characteristics may limit this range</i>	-20 to 165 °F (-29 to 74 °C)
<b>Dimensions (H x W x D)</b>	1.7 x 19.0 x 14.4 in (44 x 483 x 366 mm)
<b>Weight</b>	9.8 lbs (4.4 kg), without batteries or charging modules
<b>Housing</b>	Steel; Extruded aluminum
<b>Power Requirements</b>	100 to 240 V AC, 50-60 Hz
<b>Current Drain</b>	1.8 A RMS (referenced at 90 V AC)

## NETWORKING

<b>Network Interface</b>	Ethernet 10/100
<b>Network Addressing Capability</b>	DHCP or Manual IP Address

## OPTIONAL ACCESSORIES

<b>SBC-AX</b>	Charging module for SB900B
<b>SBM910</b>	Charging module for SB910
<b>SBM910M</b>	Charging module for SB910M
<b>SBM920</b>	Charging module for SB920A

## OVERVIEW

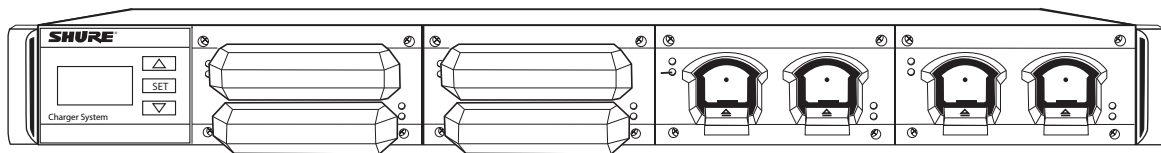
The Axient Spectrum Manager is a powerful tool for calculating, analyzing and assigning compatible frequencies to wireless components. The Spectrum Manager scans the RF environment and uses this data to calculate compatible frequencies for all wireless channels found on the network. Networked wireless systems can be programmed from the Compatible Frequency List, while backup frequencies are continuously monitored and ranked according to quality. During operation, the Spectrum Manager deploys clear frequencies to receivers when interference occurs. Built-in spectrum monitoring tools provide visual and audio tracking of RF activity.

## FEATURES

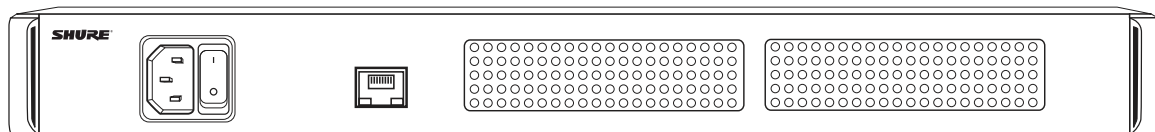
- Comprehensive status display with straightforward three-button interface control
- Easily visible charge status by percentage and time-to-full readings in hours and minutes
- Battery health tracking metrics indicate percentage of original capacity and cycle count
- Remote monitoring of battery status through Shure Wireless Workbench® software
- Interchangeable charging modules allow users to mix and match up to eight Shure bodypack and handheld transmitter batteries
- Charges batteries to 50 percent capacity within one hour and full capacity within three hours
- Storage mode prepares batteries for optimal long-term storage
- Charges Shure SB900B, AXT910, and AXT920 rechargeable batteries

## INCLUDED COMPONENTS

Region Dependent	IEC-AC Power Cable (1)
C803	Shielded 3-foot ethernet cable
90XN1371	Hardware kit (1)
30B13476	Mounting screws for charger modules (8)



SBRC Shure Battery Rack Charger  
Front Panel



SBRC Shure Battery Rack Charger  
Back Panel

# AXIENT DIGITAL WIRELESS RECHARGEABLE POWER MANAGEMENT

## SPECIFICATIONS

(SUBJECT TO CHANGE)

### SBC240 TWO-BAY NETWORKED CHARGER

Battery Type	Up to 2 SB910/SB920A
Compatible Transmitters	Up to 2 ADX1/ADX2/ADX2FD
Charge Current	1.25 A maximum
Charge Time	1 hour: 50% 3 hours: 100%
External Power Supply	PS60
Power Requirements	15 V, 3.33 A maximum
Housing	Molded ABS
Dimensions	2.57 × 3.49 × 8.30 in. (65.2 × 88.7 × 211 mm)
Weight	1.0 lb (450 g)
Operating Temperature Range	0 to 122 °F (-18 to 50 °C) <i>Note: Battery characteristics may limit this range</i>
Storage Temperature Range	-20 to 165 °F (-29 to 74 °C) <i>Note: Battery characteristics may limit this range</i>

### NETWORKING

Network Interface	10/100 Mbps Ethernet
Network Addressing Capability	DHCP or Manual IP Address

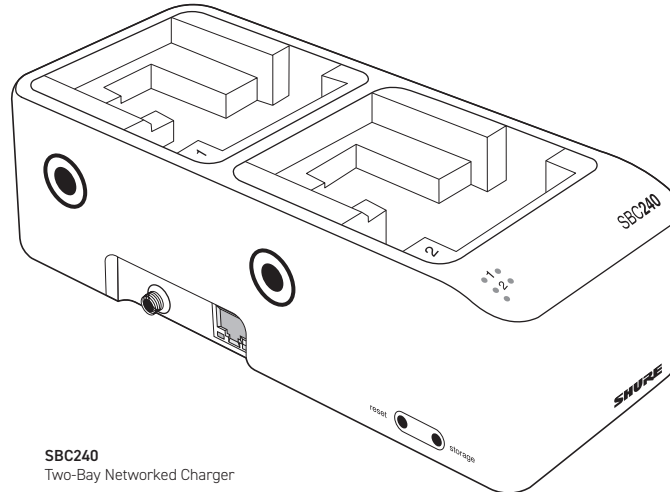
## SBC240 TWO-BAY NETWORKED CHARGER

### OVERVIEW

The SBC240 networked docking charger provides a compact charging and storage solution for any combination of 2 SB910/SB920A batteries or ADX1, ADX2, or ADX2FD transmitters using Shure rechargeable batteries. The charger is network-enabled to allow for remote monitoring of charger and battery parameters using Shure Wireless Workbench software. Connect up to 4 SBC240 chargers together to share power and network connectivity.

### FEATURES

- Charging for any combination of up to 2 SB910/SB920A batteries or ADX1, ADX2, or ADX2FD transmitters using Shure rechargeable batteries
- Connect up to 4 chargers together to share power and network connections and save space
- LEDs indicate charge status and errors
- Storage mode to prepare batteries for long-term storage
- Network-enabled for remote monitoring



**SBC240**  
Two-Bay Networked Charger

# AXIENT DIGITAL WIRELESS RECHARGEABLE POWER MANAGEMENT

## SPECIFICATIONS

(SUBJECT TO CHANGE)

### SBC840 EIGHT-BAY NETWORKED CHARGER

Battery Type	Up to 8 SB910/SB920A
Charge Current	1.25 A maximum
Charge Time	1 hour: 50% 3 hours: 100%
External Power Supply	PS60
Power Requirements	15 V, 3.33 A maximum
Housing	Molded ABS
Dimensions	1.4 × 15.6 × 5.4 in. (34 × 397 × 137 mm)
Weight	2.0 lb (0.9 kg)
Operating Temperature Range	0 to 122 °F (-18 to 50 °C)
<i>Note: Battery characteristics may limit this range</i>	
Storage Temperature Range	-20 to 165 °F (-29 to 74 °C)
<i>Note: Battery characteristics may limit this range</i>	

### NETWORKING

Network Interface	10/100 Mbps Ethernet
Network Addressing Capability	DHCP or Manual IP Address

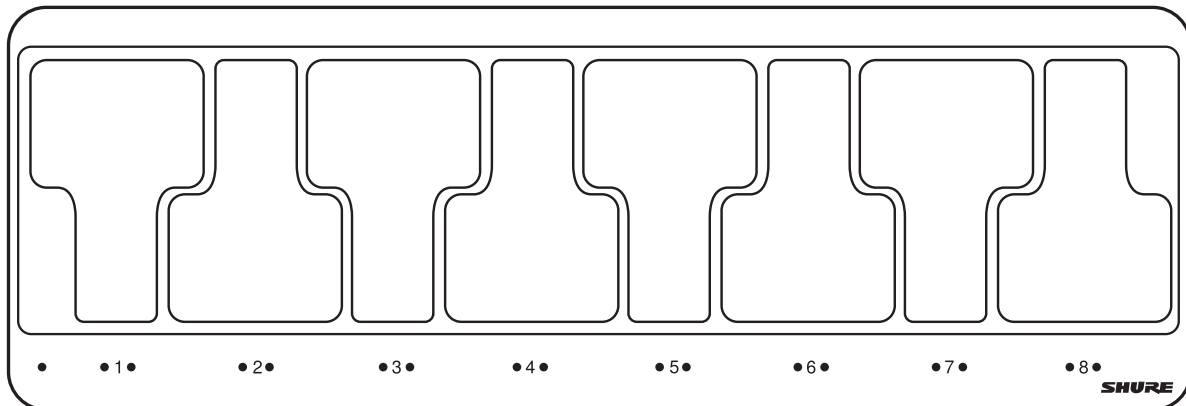
## SBC840 EIGHT-BAY NETWORKED CHARGER

### OVERVIEW

The SBC840 networked charger provides a compact charging and storage solution for any combination of up to 8 SB910 or SB920A batteries. The charger is network-enabled to allow for remote monitoring of charger and battery parameters using Shure Wireless Workbench software.

### FEATURES

- Charging for any combination of up to 8 SB910 or SB920A batteries
- Compact design fits inside 1RU drawers
- LEDs indicate charge status and errors
- Storage mode to prepare batteries for long-term storage
- Network-enabled for remote monitoring



SBC840  
Eight-Bay Networked Charger

# AXIENT DIGITAL WIRELESS RECHARGEABLE POWER MANAGEMENT

## SPECIFICATIONS

(SUBJECT TO CHANGE)

### SBC840M EIGHT-BAY NETWORKED CHARGER

Battery Type	Up to 8 SB910M
Charge Current	575 mA maximum
Charge Time	1 hour: 50% 3 hours: 100%
External Power Supply	PS60
Power Requirements	15 V, 3.33 A maximum
Housing	Molded ABS
Dimensions	2.0 × 3.5 × 9.9 in. (52 × 88 × 250 mm)
Weight	0.93 lb (425 g)
Operating Temperature Range	0 to 122 °F (-18 to 50 °C)
<i>Note: Battery characteristics may limit this range</i>	
Storage Temperature Range	-20 to 165 °F (-29 to 74 °C)
<i>Note: Battery characteristics may limit this range</i>	

### NETWORKING

Network Interface	10/100 Mbps Ethernet
Network Addressing Capability	DHCP or Manual IP Address

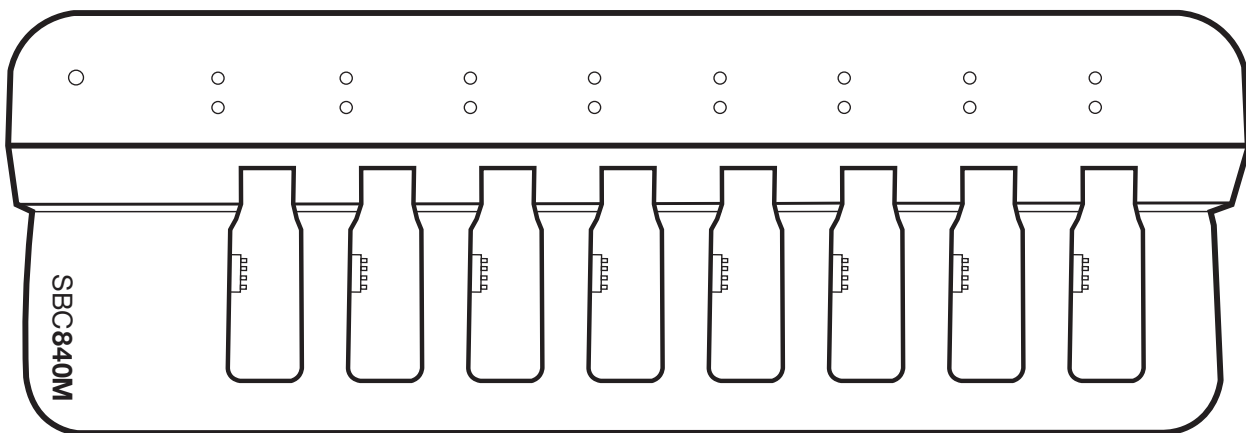
## SBC840M EIGHT-BAY NETWORKED CHARGER

### OVERVIEW

The SBC840M networked charger provides a compact charging and storage solution for up to 8 SB910M. The charger is network-enabled to allow for remote monitoring of charger and battery parameters using Shure Wireless Workbench software.

### FEATURES

- Charging for up to 8 SB910M batteries
- LEDs indicate charge status and errors
- Storage mode to prepare batteries for long-term storage
- Network-enabled for remote monitoring



SBC840  
Eight-Bay Networked Charger

# AXIENT DIGITAL WIRELESS RECHARGEABLE POWER MANAGEMENT

## SPECIFICATIONS

(SUBJECT TO CHANGE)

### SB900B LI-ION RECHARGEABLE BATTERY

Nominal Capacity	3.7 V
Nominal Voltage	1240 mAh
Dimensions (H × W × D)	1.9 × 1.2 × 0.7 in. (50 × 32 × 18 mm)
Weight	1.6 oz. (45 g)
Housing	Engineered Thermoplastic Resin
Discharging Temperature Range	0 to 140 °F (-18 to 60 °C)
Charging Temperature Range	32 to 113 °F (0 to 45 °C)
Recommended Storage Temperature Range	50 to 77 °F (10 to 25 °C)

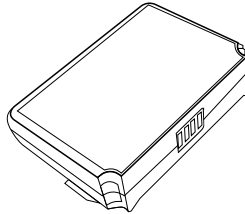


### SB900B RECHARGEABLE LITHIUM-ION BATTERY

Compatible with AD1, AD2 and AD3 transmitters.

### SB910 LI-ION RECHARGEABLE BATTERY

Nominal Capacity	2200 mAh
Nominal Voltage	3.6 V
Dimensions (H × W × D)	.54 × 1.55 × 2.10 in. (13.9 × 39.4 × 53.3 mm)
Weight	1.69 oz (48 g)
Housing	Engineered Thermoplastic Resin
Charging Temperature Range	32 to 113 °F (0 to 45 °C)
Discharging Temperature Range	0 to 140 °F (-18 to 60 °C)
Recommended Storage Temperature Range	50 to 77 °F (10 to 25 °C)




### SB910 RECHARGEABLE LITHIUM-ION BATTERY

Compatible with ADX1 bodypack transmitters.

### SB910M LI-ION RECHARGEABLE BATTERY

Nominal Capacity	1450 mAh
Nominal Voltage	3.7 V
Dimensions (H × W × D)	.35 × 1.53 × 2.13 in. (8.8 × 38.8 × 54.1 mm)
Weight	1.09 oz (31 g)
Housing	Engineered Thermoplastic Resin
Charging Temperature Range	32 to 140 °F (0 to 60 °C)
Discharging Temperature Range	0 to 140 °F (-18 to 60 °C)
Recommended Storage Temperature Range	50 to 77 °F (10 to 25 °C)

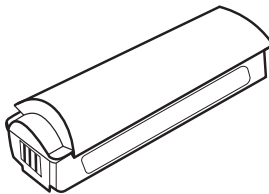


### SB910M RECHARGEABLE LITHIUM-ION BATTERY

Compatible with the ADX1M Micro Bodypack transmitter

### SB920A LI-ION RECHARGEABLE BATTERY

Nominal Capacity	2500 mAh
Nominal Voltage	3.6 V
Dimensions (H × W × D)	.83 × .93 × 2.87 in. (20.8 × 23.7 × 72.8 mm)
Weight	1.90 oz (54 g)
Housing	Engineered Thermoplastic Resin
Charging Temperature Range	32 to 140 °F (0 to 60 °C)
Discharging Temperature Range	0 to 140 °F (-18 to 60 °C)
Recommended Storage Temperature Range	50 to 77 °F (10 to 25 °C)



### SB920A RECHARGEABLE LITHIUM-ION BATTERY

Compatible with ADX2 and ADX2FD Handheld Digital Wireless Transmitters